

**PRODUCT  
NOVELTIES**

 intra lighting

**INDEX**

GOOD  
DESIGN

BY CHICAGO ATHENAEUM

GOOD  
DESIGN



reddot design award  
winner



# Pyrymyd

Ec(h)o friendly

**No noise. No glare. No pollution.**

You can finally forget about those unaesthetic acoustic ceilings. Here is Pyrymyd, an advanced all-in-one product, able to create various scenarios and personalized micro ambiances. Therefore, it is a perfect pick for offices and large open spaces.

3D ecofriendly acoustic panels are made from 100 % recyclable fibre, in order to guarantee an echo friendly acoustic performance. And above all things, it provides efficient homogeneous light distribution.

**Non ammette rumori. Non abbaglia. Non inquina.**

Puoi finalmente dire addio agli antiestetici controsoffitti insonorizzati. Ora c'è Pyrymyd, un prodotto avanzato all-in-one, che sa creare nuovi scenari e microambienti personalizzati. La scelta perfetta per gli uffici e i grandi open space.

I pannelli acustici stampati in 3D sono prodotti con fibra riciclabile al 100%, e assicurano performance acustiche davvero eco-friendly. Ma soprattutto una distribuzione della luce efficace ed omogenea.

**Pas de bruit. Pas d'éblouissement. Pas de pollution.**

Vous pouvez enfin oublier ces plafonds acoustiques inesthétiques. Voici Pyrymyd, un produit avancé tout-en-un, capable de créer divers scénarios et des micro-ambiances personnalisées. Il s'agit donc d'un choix idéal pour les bureaux et les grands espaces ouverts.

Les panneaux acoustiques 3D sont fabriqués en fibre 100 % recyclable, afin de garantir une performance acoustique respectueuse de l'écho. Et surtout, ils assurent une distribution homogène et efficace de la lumière.





Office with LFO optic / Visualization: Studio Spacer  
Coworking space, Vienna, Austria / Interior Design: AKSL Architects / Visualization: Studio Spacer



International Chamber of Commerce, Paris, France / Architecture: Stéphanie Collot / Lighting Design: Amocosy / Photography: Daniel Moulinet



Pyrymyd LFO / Pyrymyd Verso with LFO light scene



Watch video



Pyrymyd DECO / Pyrymyd Verso with DECO light scene



**It's a luminaire. It's a ceiling. It improves the acoustics.**

Pyrymyd is uncompromising. It guarantees excellent lighting, outstanding acoustic performance, and a complete ceiling solution — addressing three key challenges at once and mastering each of them. And on top of it all, installation is easy.

**LFO OPTICS**

**A guarantee of maximum comfort**

Choose LFO optics when you want to illuminate the space pleasantly without seeing the light source. Due to special design of Bartenbach LFO optic, it may look as if it's off, but the light is always there.



Photography: Daniel Moulinet

**DECO OPTICS**


**Random patterns of light**


If you're looking for a completely different effect, where light takes on a decorative role with playful, random patterns, choose Pyrymyd DECO. You can also combine it with Pyrymyd Dark (acoustic panel only).

**VERSO OPTICS**

**Verso is all about versatility**

Its modules combine both LFO and DECO optics, allowing you to switch seamlessly between different lighting scenarios. You can cover an entire surface with Verso modules, or highlight just a selected part.





Various colour options

UGR <19

Made from 60% recycled material (GR)

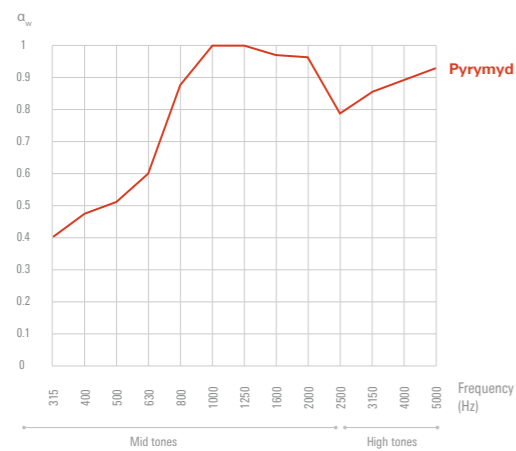
End of life: 100% recyclable fibre

# Pyrymyd

## Technical Overview

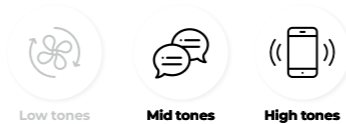


	LFO	DECO	VERSO Dual mode
<b>Glare control</b>	UGR<19	UGR<19	UGR<19
<b>Optics</b>	LFO (MD / WD*)	Diffused	LFO + Diffused
<b>Luminaire luminous flux</b>	Up to 900 lm (@800mA)	Up to 610 lm (@500mA)	Up to 680 lm (@300mA)
<b>N° of spots / panel</b>	4	5	5 DECO + 3 LFO (MD*)
<b>LED colour</b>	927, 930, 935, 940	927, 930, 935, 940	927, 930, 935, 940
<b>Driver</b>	Casambi, DALI-2	Casambi, DALI-2	Casambi, DALI-2
<b>Driver position</b>	Remote	Remote	Remote
<b>Material</b>	Thermoformed acoustic felt	Thermoformed acoustic felt	Thermoformed acoustic felt
<b>Sound absorbing surface</b>	0,6 m²	0,6 m²	0,6 m²
<b>Reaction to fire classification</b>	B – s2, d0	B – s2, d0	B – s2, d0



### Maximum acoustic comfort


Pyrymyd delivers highly effective high-frequency sound absorption, reaching Class A rating according to ISO 11654.



### INSTALLATION TYPE




Watch installation video



Click system with minimal distance between the panels and the ceiling.



Suspended installation with side profile.



Acoustic only panel DARK is also available to combine with other versions. Verso version is wired for separate switching of Deco and LFO spots.  
\*LFO (MD - medium distribution / WD - wide distribution)

Colours:



**Light source:** High-power COB LED, CRI>90, MacAdam≤2, 50.000h L90 B10 at 35°C. **Optic:** Acrylic glare-free LFO lens / Satined prismatic lens dome for uniform light distribution. **Body:** Thermoformed acoustic felt. **Control gear:** Order separately. **Power supply:** Constant current driver, max 800mA.

**Sorgente:** COB LED High-power, CRI>90, MacAdam≤2, 50.000h L90 B10 a 35°C. **Ottica:** Lente acrilica anti-abbagliamento LFO / Lente prismatica satinata a cupola per una distribuzione uniforme della luce. **Corpo:** Feltro acustico termoformato. **Alimentazione:** Ordinare separatamente. **Alimentazione:** Driver a corrente costante, max 800mA.

**Source de luminaire:** LED haute puissance, IRC > 90, MacAdam≤2, 50.000h L90 B10 à 35°C. **Optique:** Lentille LFO acrylique sans éblouissement / Lentilles prismatique satiné pour une répartition uniforme de la lumière. **Corps:** Feutre acoustique thermoformé. **Alimentation:** À commander séparément. **Alimentation:** Driver à courant constant, max 800mA.



# Rynk

Subtle design. Brilliant comfort.

## Born elegant, not made so.

Rynk is a refined luminaire designed to elevate the interiors with simplicity and style. Its round and oval shapes, a curated selection of trendy colours and its slim, elegant profile allow for seamless integration into a variety of interiors.

Thanks to its indirect illumination, Rynk enhances visual comfort, gently lighting up ceilings and creating a warm, welcoming ambiance. Ideal for environments where atmosphere matters.

## Elegante per natura.

Rynk è una lampada raffinata, progettata per impreziosire gli interni con semplicità e stile. Le sue forme rotonde e ovali, la selezione accurata di colori di tendenza e il profilo sottile ed elegante consentono una perfetta integrazione in una varietà di spazi.

Grazie alla sua illuminazione indiretta, Rynk migliora il comfort visivo, illuminando delicatamente i soffitti e creando un'atmosfera calda e accogliente. Ideale per ambienti in cui l'atmosfera è importante.

## Naturellement élégant. Tout simplement.

Rynk est un luminaire raffiné conçu pour sublimer les intérieurs avec simplicité et style. Ses formes rondes et ovales, sa sélection soignée de couleurs tendance et son profil fin et élégant permettent une intégration harmonieuse dans une grande variété d'espaces.

Grâce à son éclairage indirect, Rynk améliore le confort visuel, en illuminant délicatement les plafonds et en créant une ambiance chaleureuse et accueillante. Idéal pour les environnements où l'atmosphère est essentielle.







## 14 mm thin profile

When we say that Rynk is thin, we mean it. Its profile is only 14 mm wide.



## Rynk Round Spot

With spotlights, you gain more freedom in creating the desired light ambience, highlight specific objects or create a more intimate atmosphere. Only indirect lighting is no longer possible when spotlights are used.

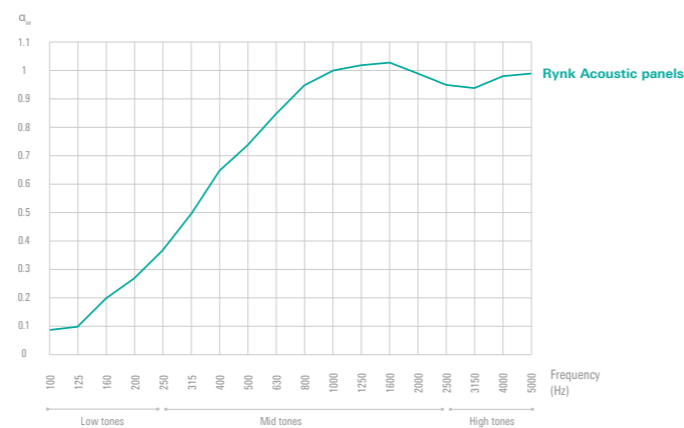
Available with 2 spotlights, or 3 on the 1200 mm version.



## Acoustic panels

Enhance the acoustics of your space with our versatile panels – available in a range of colours and shapes, with or without inlays. They can be seamlessly integrated into luminaires or used as standalone features. Made from up to 60% recycled, fire-resistant material and fully recyclable, they combine design, function, and sustainability.

Reaction to fire classification: B – s2, d0 (EN13501-1:2018)



## Great acoustic comfort

The panels enable effective soundproofing and sound absorbing in all areas with higher frequencies.

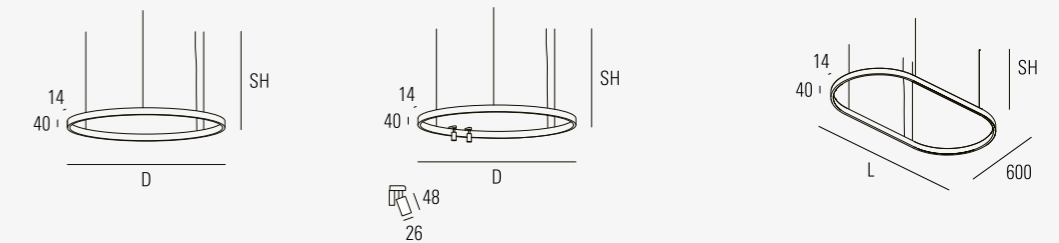


# Rynk

## Technical Overview

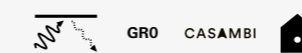


	<b>ROUND</b> Suspended round	<b>ROUND SPOT</b> Suspended round with spots	<b>OVO</b> Suspended oval
<b>Luminaire luminous flux</b>	Up to 7000 lm	Up to 3700 lm + 540 lm	Up to 7200 lm
<b>Light distribution</b>	Direct / Indirect	Direct / Spot	Direct / Indirect
<b>Optics</b>	SOP	SOP + 15°	SOP
<b>LED colour</b>	927, 930, 935, 940	927, 930	927, 930, 935, 940
<b>Driver *</b>	Casambi, DALI-2, FO	Casambi, DALI-2, FO	Casambi, DALI-2, FO
<b>Driver position</b>	Ceiling cup, remote	Ceiling cup, remote	Ceiling cup, remote
<b>Acoustic panel option</b>	Yes	No	Yes
<b>Dimensions</b>	D (mm): 753, 900, 1202 SH (mm): 1500, 3000, 5000	D (mm): 753, 900, 1202 SH (mm): 1500, 3000, 5000	WxL (mm): 600x1200/1600 SH (mm): 1500, 3000, 5000



\* Separate switching for direct / indirect versions possible.

Standard: WHM BKM BGC BOC Acoustic: [Color swatches]



**Light source:** High-flux LED strip, CRI > 90, 50000 h L80 B10 at 35°C, for spot High-power COB LED, CRI > 80/90, MacAdam ≤ 2, 50.000h L90 B10 at 35°C. **Optic:** Satin opal polycarbonate diffuser (SOP) **Body:** Extruded aluminium body, powder or PVD coated. **Control gear:** Constant voltage driver - order separately. **Ceiling cup:** Ceiling cup with or without driver must be ordered separately. **Power supply:** 24V DC+700mA CC for spot

**Sorgente:** Strip LED ad alto flusso, CRI > 90, 50.000 h L80 B10 a 35°C; per spot LED COB ad alta potenza, CRI > 80/90, MacAdam ≤ 2, 50.000 h L90 B10 a 35°C. **Ottica:** Diffusore in polycarbonato opale satinato (SOP). **Corpo:** Corpo in alluminio estruso, verniciato a polvere o rivestito PVD. **Alimentatore:** Driver a tensione costante – da ordinare separatamente. **Rosone:** Rosone con o senza driver da ordinare separatamente. **Alimentazione:** 24V DC + 700mA CC per spot.

**Source de luminaire:** Haut rendement LED strip, CRI > 90, 50.000 h L80 B10 à 35°C; pour spot LED COB haute puissance, CRI > 80/90, MacAdam ≤ 2, 50.000 h L90 B10 à 35°C. **Optique:** Diffuseur en polycarbonate opale satiné (SOP). **Corps:** Corps en aluminium extrudé, peint par poudrage ou revêtu PVD. **Alimentation:** Driver à tension constante – à commander séparément. **Rosace:** Rosace avec ou sans driver à commander séparément. **Alimentation:** 24V DC + 700mA CC pour spot.



# Rynk Linia

Subtle design. Brilliant comfort.

## Born elegant, not made so.

Rynk Linia is a refined luminaire designed to elevate the interiors with simplicity and style. This sleek linear light, available in various lengths and a curated selection of trendy colours allow for seamless integration into a variety of interiors.

Thanks to its indirect illumination, Rynk Linia enhances visual comfort, gently lighting up ceilings and creating a warm, welcoming ambiance. Ideal for environments where atmosphere matters.

The track version allows you to insert a variety of lighting elements – from linear to spotlights – tailored to your specific needs.

## Nati eleganti, non resi tali.

Rynk Linia è una lampada raffinata, progettata per impreziosire gli interni con semplicità e stile. Questa elegante lampada lineare, disponibile in diverse lunghezze e in un'accurata selezione di colori di tendenza, consente una perfetta integrazione in una varietà di interni.

Grazie alla sua illuminazione indiretta, Rynk Linia aumenta il comfort visivo, illuminando delicatamente i soffitti e creando un'atmosfera calda e accogliente. Ideale per ambienti in cui l'atmosfera è importante.

La versione a binario consente di inserire diversi elementi luminosi, da quelli lineari ai faretti, personalizzati in base alle proprie esigenze specifiche.

## Naturellement élégant. Tout simplement.

Rynk Linia est un luminaire raffiné conçu pour sublimer les intérieurs avec simplicité et style. Ce luminaire linéaire au design épuré, disponible en plusieurs longueurs et dans une sélection soignée de couleurs tendance, s'intègre harmonieusement dans une grande variété d'intérieurs.

Grâce à son éclairage indirect, Rynk Linia améliore le confort visuel, en illuminant délicatement les plafonds et en créant une ambiance chaleureuse et accueillante. Idéal pour les environnements où l'atmosphère est essentielle.

La version sur rail vous permet d'intégrer toute une variété d'éléments d'éclairage, du linéaire au projecteur, pour répondre précisément à vos besoins.





# Rynk Linia

Technical Overview



**Rynk Linia Light line**  
345 mm / 642 mm  
Lumen output: 240 - 500 lm  
LED colour: 2700K / 3000K

**Torno 12**  
Ø 12,5 mm; H: 22 mm  
Beam angle: 24°  
Lumen output: 60 lm  
LED colour: 3000K

**Torno 26**  
Ø 26 mm; H: 45 mm  
Beam angle: 24°  
Lumen output: 150 lm  
LED colour: 3000K

**Bolla 80 S**  
Ø 80 mm; H: 78 mm  
Lumen output: 530 lm  
LED colour: 3000K



## 14 mm thin profile

When we say that Rynk Linia is thin, we mean it. Its profile is only 14 mm wide.



## Modularity

With light line and spot insets, you gain more freedom in creating the desired light ambience – highlight specific objects or create a more intimate atmosphere.

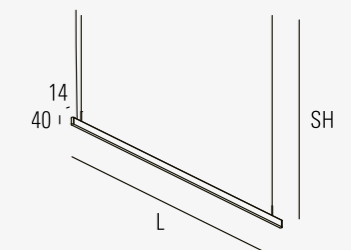
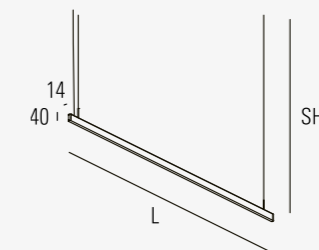


## Direct, indirect or both

With its possibility of indirect illumination it creates cosiness, lights up ceilings and improves visual comfort.



	RYNK LINIA Suspended	RYNK LINIA TRACK * Suspended
<b>Luminaire luminous flux</b>	Up to 3250 lm	Up to 1350 lm
<b>Light distribution</b>	Direct / Indirect	Integrated 24V track (indirect only)
<b>Optics</b>	SOP	SOP
<b>LED colour</b>	927, 930, 935, 940	927, 930
<b>Driver **</b>	Casambi, DALI-2, FO	Casambi, DALI-2, FO
<b>Driver position</b>	Ceiling cup, remote	Ceiling cup, remote
<b>Dimensions</b>	L (mm): 900, 1200, 1500, 1800 SH (mm): 1500, 3000	L (mm): 900, 1200, 1500, 1800 SH (mm): 1500, 3000



The inner part of the profile is always black.  
\* The data refer to the indirect option only.  
\*\* Separate switching for direct / indirect versions possible.

Standard: WHM BKM BGC BOC Special colours:


GRO CASAMBI

WARRANTY

**Light source:** High-flux LED strip, CRI > 90, 50000 h L80 B10 at 35°C, for spot High-power COB LED, CRI > 80/90, MacAdam ≤ 2, 50.000h L90 B10 at 35°C.  
**Optic:** Satin opal polycarbonate diffuser (SOP) **Body:** Extruded aluminium body, powder or PVD coated.  
**Control gear:** Constant voltage driver - order separately. **Ceiling cup:** Ceiling cup with or without driver must be ordered separately. **Power supply:** 24V DC

**Sorgente:** trip LED ad alto flusso, CRI > 90, 50.000 h L80 B10 a 35°C; per spot LED COB ad alta potenza, CRI > 80/90, MacAdam ≤ 2, 50.000 h L90 B10 a 35°C. **Ottica:** Diffusore in polycarbonato opale satinato (SOP). **Corpo:** Corpo in alluminio estruso, verniciato a polvere o rivestito PVD. **Apparecchiatura di comando:** Driver a tensione costante – da ordinare separatamente. **Rosone:** Rosone con o senza driver da ordinare separatamente. **Alimentazione:** 24V DC.

**Source de lumiere:** Bandeau LED à haut flux, CRI > 90, 50.000 h L80 B10 à 35°C ; pour spot LED COB haute puissance, CRI > 80/90, MacAdam ≤ 2, 50.000 h L90 B10 à 35°C. **Optique:** Diffuseur en polycarbonate opale satiné (SOP). **Corps:** Corps en aluminium extrudé, peint par poudrage ou revêtu PVD. **Appareillage de commande:** Driver à tension constante – à commander séparément. **Rosace:** Rosace avec ou sans driver à commander séparément. **Alimentation:** 24V DC.



# Pendulum

Always in balance

## No wrong direction

The art of living lies in staying balanced—even when we sway. This principle of balance is also embodied in the Pendulum table lamp. Its counterweight keeps the lampshade stable in any position, giving you complete flexibility. You can direct its softly diffused light exactly where you need it—whether for work, reading, or simply setting the mood.


## Nessuna direzione sbagliata

L'arte di vivere sta nel mantenere l'equilibrio anche quando oscilliamo. Questo principio di equilibrio si ritrova anche nella lampada da tavolo Pendulum. Il contrappeso mantiene il paralume stabile in qualsiasi posizione, offrendo una flessibilità totale. È possibile orientare la sua luce morbidamente diffusa esattamente dove serve, sia per lavorare che per leggere o semplicemente per creare l'atmosfera.

## Toujours dans la bonne direction

L'art de vivre consiste à rester en équilibre même lorsque nous vacillons. Ce principe d'équilibre se retrouve également dans la lampe de table Pendulum. Son contrepoids maintient l'abat-jour stable quelle que soit sa position, vous offrant une flexibilité totale. Vous pouvez orienter sa lumière douce et diffusée exactement là où vous en avez besoin, que ce soit pour travailler, lire ou simplement créer une ambiance.





### Reflected light

The LED light source remains hidden from direct view, regardless of the lamp's position. Light is softly diffused through the shade, minimizing glare and ensuring visual comfort. And what is also very suitable, Pendulum is dimmable.

### From task to ambient

Pendulum adapts effortlessly to your needs – providing focused light for reading or working, or soft ambient lighting for a more relaxed mood.

Also video calls demand more than just a good camera – proper lighting makes all the difference. Pendulum table lamp delivers balanced, professional light right at your (home) desk.



# Pendulum

## Technical Overview



FAMILY MEMBER




TECH. SPECS

LED COLOUR	LUMINAIRE LUMINOUS FLUX	LIGHT DISTRIBUTION	LIGHT CONTROL
927, 930	400 lm	Soft diffused light	Dimmable

FLEXIBILITY



Standard:



**Light source:** High-flux PCB LED module, mid-power SMD LED, CRI>90, MacAdam≤2, 50.000h L90 B10 at 35°C. **Optic:** Indirect light distribution system with gradient. **Body:** Hand spun aluminium, powder coated. **Control gear:** Supplied with universal plug-in driver, Push dim **Power supply:** 230V 50Hz

**Sorgente:** Modulo LED PCB ad alto flusso, LED SMD mid-power, CRI > 90, MacAdam ≤ 2, 50.000 h L90 B10 a 35°C. **Optica:** Sistema di distribuzione della luce indiretta con gradiente. **Corpo:** Alluminio tornito a mano, verniciato a polvere. **Alimentatore:** Fornito con driver universale plug-in, Push dim. **Alimentazione:** 230V 50Hz.

**Source de luminaire:** Module LED PCB à haut flux, LED SMD mid-power, CRI > 90, MacAdam ≤ 2, 50.000 h L90 B10 à 35°C. **Optique:** Système de distribution lumineuse indirecte avec dégradé. **Corps:** Aluminium tourné à la main, peint par poudrage. **Platine:** Livré avec driver universel plug-in, Push dim. **Alimentation:** 230V 50Hz.



BIGSEE  
PRODUCT DESIGN  
AWARD



# Gramm

The lightest light

## Feather lightness in the space

Gramm is elegant and focused, meant to enlighten only what is needed. It is round-shaped, and its main feature is the possibility of rotation which allows a lot of flexibility. When you want a pleasant indirect light, you simply rotate it up with one move.

A name, a guarantee. Gramm will always bring a feeling of feather lightness to the space. Because Gramm is light, period.

## Leggera come piuma nello spazio

Gramm è elegante e funzionale, per illuminare solo laddove è necessario. La caratteristica distintiva, definita dalla forma rotonda, è la sua possibilità di rotazione. Per ottenere una luce indiretta e più gradevole, basta ruotarla verso l'alto con un solo gesto, e poi di nuovo verso il basso.

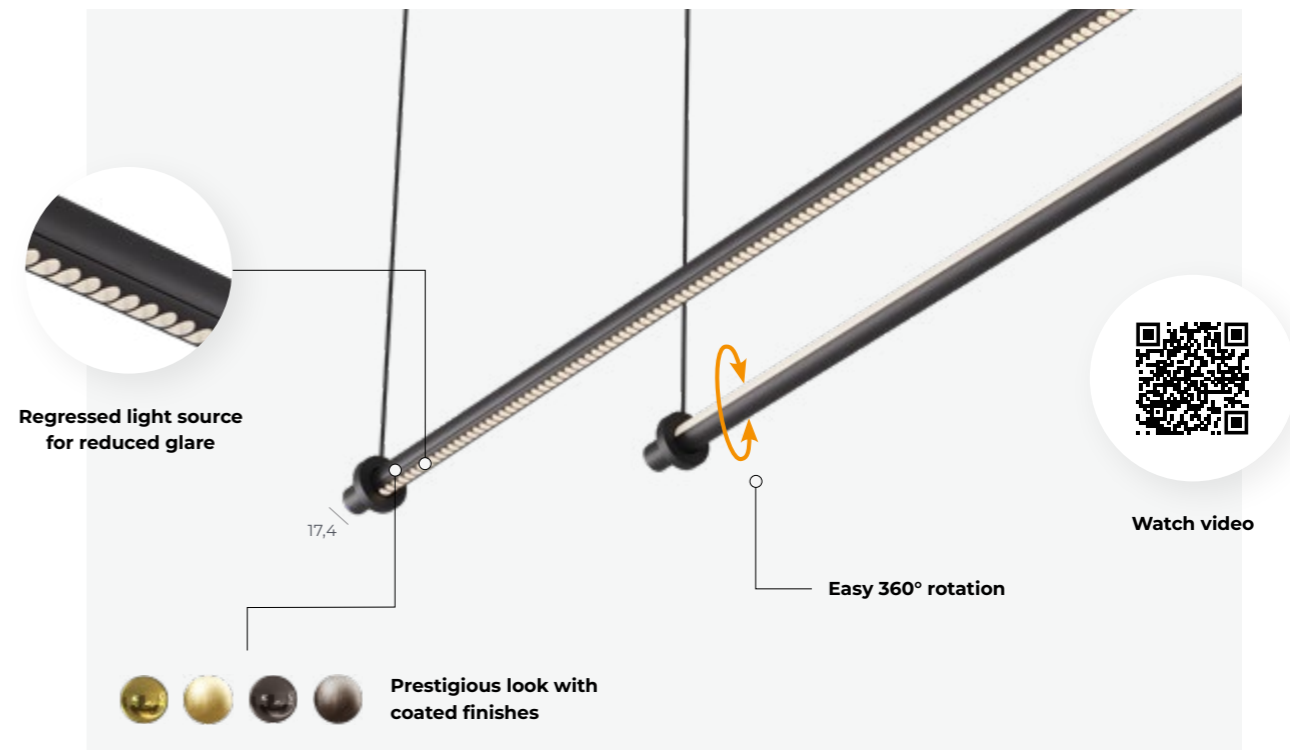
Un nome, una garanzia. Gramm porterà sempre nello spazio una sensazione di leggerezza, come una piuma. Perché Gramm è leggerezza, e questo basta.

## Une légèreté de plume dans l'espace

Gramm est élégant et ciblé, destiné à éclairer uniquement ce qui est nécessaire. Il est de forme ronde, et sa principale caractéristique est la possibilité de rotation qui permet beaucoup de flexibilité. Lorsque vous souhaitez une lumière indirecte agréable, il vous suffit de la faire pivoter vers le haut d'un seul geste.

Un nom, une garantie. Gramm apportera toujours une sensation de légèreté à l'espace. Car Gramm est léger, point final.





**MAIN FEATURES**



**Soft ambient light**

This slim luminaire brings elegance and softness with both its looks and light. The optic offers a pleasant illumination with low glare, perfect for all situations when you don't need a classic office lighting.

**Just rotate it for indirect light**

You rotate it up with one move when you want a pleasant indirect light. This is its great advantage.





### Gramm S Duo

As a double light, Gramm Duo is a synonym for flexibility. With a simple rotation, you can create different combinations of direct and indirect light and adjust the direction as needed. Gramm Duo is also ideal above a desk or in a reception area.



### Gramm Wall

Provide soft background light for your interior by mounting Gramm on your wall.



Gesture control with memory function

### Gramm Floor

The floor version of the Gramm luminaire offers the same flexibility as the other versions, allowing you to direct the light vertically and bring softness in the space. It is equipped with an integrated gesture control switch with memory function and a universal plug-in adapter.



### Gramm Table

The table version of the Gramm luminaire is ideal for libraries, receptions and counters. This version can also be easily rotated 360° without limitation, allowing for maximum flexibility in light direction.

# Gramm

## Technical Overview



**S / S DUO**  
Suspended / Suspended double

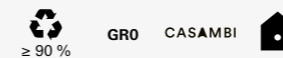
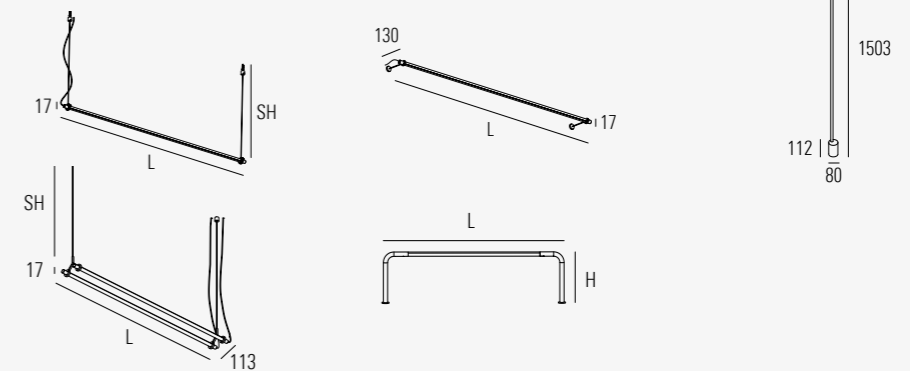


**W / T**  
Wall / Table



**F**  
Floor

<b>Luminaire luminous flux</b>	Up to 1450 lm (S) / Up to 2900 lm (S DUO)	Up to 1450 lm	Up to 1250 lm
<b>Optic</b>	SOP, LGO	SOP, LGO	SOP, LGO
<b>LED colour</b>	927, 930, 935, 940	927, 930, 935, 940	927, 930, 935, 940
<b>Driver</b>	Casambi, DALI-2, FO	Casambi, DALI-2, FO	TD (gesture control)
<b>Driver position</b>	Ceiling cup, remote	Ceiling cup, remote	Universal plug
<b>Colour</b>		W:    T:	
<b>Dimensions</b>	L (mm): 660 - 1660 (S), 1260 - 1660 (S DUO) SH (mm): max. 2000	L (mm): 660 - 1660 (W), 720 - 1820 (T) H (mm): 180, 280, 460 (T)	



**Light source:** High-flux LED strip, CRI>90, MacAdam≤2, 50000h L90 B10 at 35°C. **Optic:** Satin opal polycarbonate diffuser (SOP). Low glare linear grid optic (LGO). **Body:** Aluminium, powder or PVD coated. **Ceiling cup:** Ceiling cup with or without driver must be ordered separately. **Control gear:** Constant voltage driver - order separately. **Power supply:** 24V DC.

**Sorgente:** Strip LED High-flux, CRI>90, MacAdam≤2, 50.000h L90 B10 a 35°C. **Ottica:** Diffusore in polycarbonato opale satinato (SOP). Ottica con griglia lineare a basso abbagliamento (LGO). **Corpo:** Alluminio, verniciato a polvere o PVD. **Rosone:** Rosone con o senza alimentatore da ordinare separatamente. **Alimentatore:** Alimentatore a tensione costante - ordinare separatamente. **Alimentazione:** 24V DC.

**Source de luminaire:** Haut rendement LED strip,, CRI>90, MacAdam≤2, 50000h L90 B10 à 35°C. **Optique:** Diffuseur polycarbonate opal satiné (SOP). Optique à grille linéaire à faible éblouissement (LGO). **Corps:** Profilé en aluminium extrudé, revêtement en poudre. **La patère:** Patère avec ou sans driver doit être commandé séparément. **Platine:** Driver à tension constante - à commander séparément. **Alimentation:** 24V DC.



# Lysabel

A saber of light

**Finally, you can have the lightsaber you always wanted**

Lysabel will always bring a touch of sophistication to your space, whether vertical, horizontal, inclined, single or grouped in different creative compositions. It is a slender homogeneously lit tube without shadows. Its look is clean, minimalistic and refined, with every last detail carefully crafted. Looks fragile, but it's not. Its force is versatile – for the power of light and of appearance.

**Finalmente potrai avere la spada laser che hai sempre desiderato**


Lysabel riesce a donare un tocco di raffinatezza agli ambienti, sia in posizione verticale che orizzontale o inclinata, da sola o in gruppo, per dare origine a diverse composizioni che sprizzano creatività. Si tratta di un tubo sottile illuminato in maniera uniforme, senza ombre. Le sue linee sono pulite, minimaliste ed eleganti: ogni suo minimo dettaglio nasce da un'attenta lavorazione. Può sembrare fragile, ma non lo è. La sua forza consiste nella versatilità: una fusione tra potere ed estetica della luce.

**Enfin, vous pouvez avoir le sabre laser que vous avez toujours voulu**

Lysabel apportera toujours une touche de sophistication à votre espace, qu'il soit vertical, horizontal, incliné, simple ou groupé dans différentes configurations créatives. Il se présente sous la forme d'un tube mince, éclairé de manière homogène et sans ombres. Son look est épuré, minimaliste et raffiné, les moindres détails étant soignés. Il a l'air fragile, mais il ne l'est pas. Sa force est polyvalente - pour le pouvoir de la lumière et de l'apparence.








Private residence, Italy / Visualization: Render Atelier

### MAIN FEATURES



Watch video

Vertical suspension

Up to 30° inclination


Horizontal suspension

Suspension ring


Double ring

# Lysabel

## Technical Overview


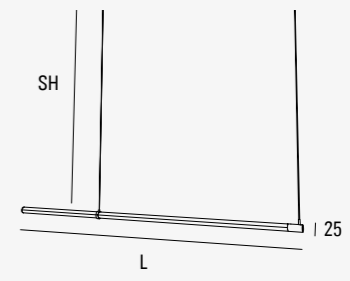


**S V**  
Suspended vertical



**S H**  
Suspended horizontal

<b>Luminaire luminous flux</b>	Up to 3800 lm	Up to 2400 lm
<b>Optic</b>	SOP	SOP
<b>LED colour</b>	923, 927, 930, 935, 940	923, 927, 930, 935, 940
<b>Driver</b>	Casambi, DALI-2, FO	Casambi, DALI-2, FO
<b>Driver position</b>	Ceiling cup, remote	Ceiling cup, remote
<b>Colour finish</b>		
<b>Dimensions</b>	L (mm): 660 - 2460 SH (mm): 1500, 3000, 5000	L (mm): 960, 1260 SH (mm): 1500, 3000, 5000



**Light source:** High-flux LED strip, CRI>90, MacAdam≤2, 50.000h L90 B10 at 35°C. **Optic:** Satin opal polycarbonate diffuser (SOP). **Body:** Aluminium, powder or PVD coated. **Ceiling cup:** Ceiling cup with or without driver must be ordered separately. **Control gear:** Constant voltage driver - order separately. **Power supply:** 24V DC.

**Sorgente:** Strip LED High-flux, CRI>90, MacAdam≤2, 50.000h L70 B10 a 35°C. **Ottica:** Diffusore in policarbonato opale satinato (SOP). **Corpo:** Alluminio, verniciato a polvere o PVD. **Rosone:** Rosone con o senza alimentatore da ordinare separatamente. **Alimentatore:** Alimentatore a tensione costante - ordinare separatamente. **Alimentazione:** 24V DC.

**Source de luminaire:** Haut rendement LED strip, CRI>90, MacAdam≤2, 50.000h L90 B10 à 35°C. **Optique:** Diffuseur polycarbonate opal satiné (SOP). **Corps:** Revêtement aluminium, poudre ou PVD. **La patère:** Patère avec ou sans driver doit être commandé séparément. **Alimentation:** Driver à tension constante - à commander séparément. Alimentation : 24V DC.



# Lysabel Chandelier

A modern classic

**Reimagined legacy: transforming classic elegance in a modern way**

Inspired by the iconic forms of historic chandeliers, Lysabel chandelier reinterprets their beauty with a sleek, contemporary twist.

Lysabel is designed to make a statement. Its presence is impossible to ignore—whether it graces a grand foyer, a luxurious dining room, or a modern living space. The opal tube emits light along its entire length, creating a soft, diffused illumination.

**Eredità reinventata: trasformare l'eleganza classica in chiave moderna**

Ispirato alle forme iconiche dei lampadari storici, il lampadario Lysabel reinterpreta la loro bellezza con un tocco elegante e contemporaneo.

Lysabel è progettato per lasciare il segno. La sua presenza è impossibile da ignorare. Che illumini un ampio ingresso, una sala da pranzo di lusso o un moderno soggiorno. Il tubo opale diffonde la luce lungo tutta la sua lunghezza, creando un'illuminazione morbida e diffusa.


**Héritage réinventé : transformer l'élégance classique de manière contemporaine**

Inspiré par les formes iconiques des lustres historiques, le lustre Lysabel réinterprète leur beauté avec une touche élégante et contemporaine.

Lysabel est conçu pour marquer les esprits. Sa présence est impossible à ignorer. Qu'il illumine un grand hall, une salle à manger luxueuse ou un espace de vie moderne. Le tube opalin diffuse la lumière sur toute sa longueur, créant une illumination douce et diffuse.







### One product, different looks

The different inclination of single tubes totally changes the product's appearance. Set it the way you like it, and change it over time. It will be like having a new luminaire.



# Lysabel Chandelier

Technical Overview




FAMILY MEMBER



TECH. SPECS

LUMINAIRE LUMINOUS FLUX	LED COLOUR	DRIVER	DRIVER POSITION	OPTICS
Up to 4900 lm	923, 927, 930, 935, 940	Casambi, DALI-2, FO	Ceiling cup, remote	SOP

COLOUR



≥ 80 %

GRO

CASAMBI



WARRANTY

CE



**Light source:** High-flux LED strip, CRI>90, MacAdam≤2, 50.000h L90 B10 at 35°C. **Optic:** Satin opal polycarbonate diffuser (SOP). **Body:** Aluminium, powder or PVD coated. **Ceiling cup:** Ceiling cup with or without driver must be ordered separately. **Control gear:** Constant voltage driver - order separately. **Power supply:** 24V DC.

**Sorgente:** Strip LED High-flux, CRI>90, MacAdam≤2, 50.000h L70 B10 a 35°C. **Ottica:** Diffusore in policarbonato opale satinato (SOP). **Corpo:** Alluminio, verniciato a polvere o PVD. **Rosone:** Rosone con o senza alimentatore da ordinare separatamente. **Alimentatore:** Alimentatore a tensione costante - ordinare separatamente. **Alimentazione:** 24V DC.

**Source de luminaire:** Haut rendement LED strip, CRI>90, MacAdam≤2, 50.000h L90 B10 à 35°C. **Optique:** Diffuseur polycarbonate opal satiné (SOP). **Corps:** Revêtement aluminium, poudre ou PVD. **La patère:** Patère avec ou sans driver doit être commandé séparément. **Alimentation:** Driver à tension constante - à commander séparément. Alimentation : 24V DC.



# Issa

Miss impact

## Big open spaces deserve to be arranged with style

Issa is an opal tube that shines along the entire length. One diameter and a variety of sizes allow lots of creativity in compositions.

It brings a general illumination to big open spaces, staircases and halls, with a touch of elegance. Due to its smooth milky surface and important size it stands out like a decorative element also when off.

## Stile e design per i grandi open space

Issa è un tubo opalino che si illumina in tutta la sua lunghezza. Massima creatività delle composizioni, grazie all'unico diametro e all'ampia varietà di lunghezze.

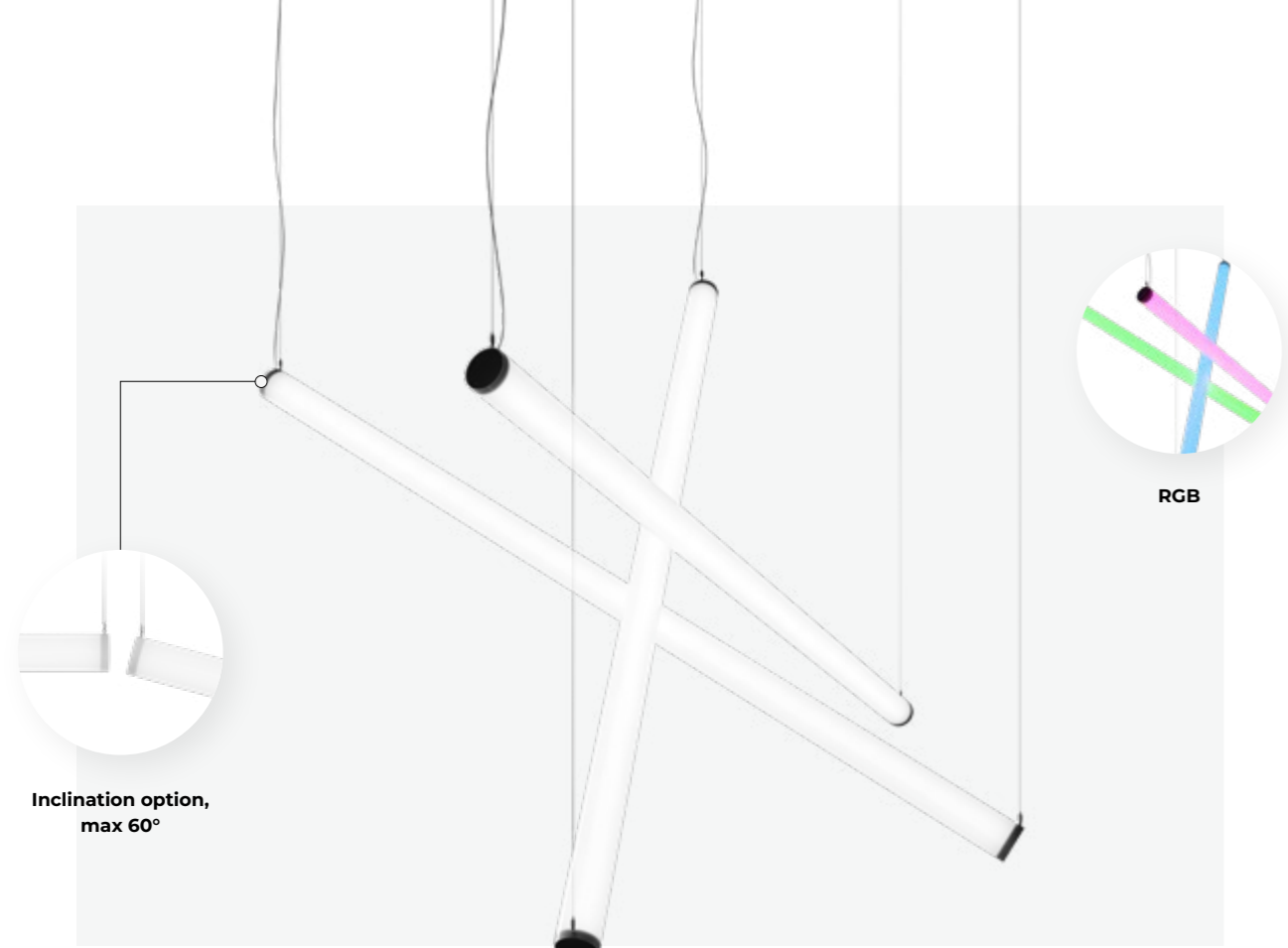
Per l'illuminazione completa di grandi open space, scale e hall. Grazie alla superficie liscia bianco latte e alle dimensioni importanti, costituisce un elemento decorativo che si distingue anche a luce spenta.

## Les grands espaces ouverts méritent d'être aménagés avec style

Issa est un tube opale qui brille sur toute sa longueur. Un seul diamètre et une variété de tailles permettent beaucoup de créativité dans les compositions.

Il apporte une illumination générale aux grands espaces ouverts, aux escaliers et aux halls, avec une touche d'élégance. Grâce à sa surface lisse et laiteuse et à sa taille importante, il se distingue comme un élément décoratif même lorsqu'il est éteint.





RGB

Inclination option, max 60°

MAIN FEATURES



Vertically or horizontally

Or both. Mix and match different products the way you want.

With or without a spot

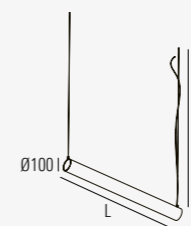
It depends on the intensity of light you want to achieve whether to choose a spot or not. Do you prefer Issa to shine vividly or to glow softly?



Issa  
Technical Overview



	<b>S H</b> Suspended horizontal	<b>S V</b> Suspended vertical	<b>S VS</b> Suspended vertical with spot
<b>Luminaire luminous flux</b>	Up to 4900 lm   1460 lm/m	Up to 5900 lm   1460 lm/m	Up to 8200 lm
<b>Optic</b>	SOP	SOP	SOP
<b>LED colour</b>	927, 930, 935, 940	927, 930, 935, 940	927, 930, 935, 940
<b>Dynamic illumination</b>	RGB	RGB	RGB
<b>Driver</b>	Casambi, DALI-2, FO	Casambi, DALI-2, FO	Casambi, DALI-2, FO
<b>Driver position</b>	Ceiling cup, remote	Ceiling cup, remote	Ceiling cup, remote
<b>Spot information</b>			
Luminaire luminous flux	-	-	up to 420
Beam angle	-	-	20°, 30°, 55°
LED colour	-	-	927, 930, 935, 940
<b>Colour</b>			
<b>Dimensions</b>	L (mm): 565 - 2565 SH (mm): 1500, 3000, 5000	L (mm): 544 - 3044 SH (mm): 1500, 3000, 5000	L (mm): 568 - 3068 SH (mm): 1500, 3000, 5000



**Light source:** High-flux LED strip, CRI>90, MacAdam≤2, 50000h L90 B10 at 35°C.; High-power COB LED, CRI>90, MacAdam≤2, 50.000h L90 B10 at 35°C.; RGB LED strip optional. **Optic:** Satin opal polycarbonate diffuser (SOP) **Body:** Polycarbonate. **Ceiling cup:** Ceiling cup with or without driver must be ordered separately. **Control gear:** Driver must be ordered separately. **Power supply:** 24V DC/125mA (for spot).

**Sorgente:** Strip LED High-flux, CRI>90, MacAdam≤2, 50.000h L90 B10 a 35°C.; COB LED High-power, CRI>90, MacAdam≤2, 50.000h L90 B10 a 35°C.; strip LED RGB opzionale. **Ottica:** Diffusore in policarbonato opale satinato (SOP) **Corpo:** Policarbonato. **Rosone:** Rosone con o senza alimentatore da ordinare separatamente. **Alimentatore:** Alimentatore da ordinare separatamente. **Alimentazione:** 24V DC/125mA (per lo spot).

**Source de luminaire:** Haut rendement LED strip, IRC > 90, MacAdam≤2, 50000h L90 B10 à 35°C.; LED haute puissance, IRC > 90, MacAdam≤2, 50.000h L90 B10 à 35°C.; Bande LED RVB (RGB). **Optique:** Diffuseur polycarbonate opal satiné (SOP) **Corps:** Polycarbonate. **La patère:** Patère avec ou sans driver doit être commandé séparément. **Alimentation:** Le ballast doit être commandé séparément. **Alimentation:** 24V DC/125mA (pour le spot).



# Voyd

Avoiding the ordinary

## For offices with character

Office lighting doesn't have to be dull or uninspired. Voyd blends technical precision with aesthetic identity. Its soft, organic form and comfortable light quality create a pleasant working atmosphere.

The light source is designed to ensure optimal visibility on work surfaces, balanced overall brightness and soft contrast. Optional acoustic panels turn Voyd into a multifunctional element of interior design.

## Per uffici con carattere


L'illuminazione dell'ufficio non deve essere necessariamente monotona o poco ispirata. Voyd coniuga precisione tecnica e identità estetica. La sua forma morbida e organica e la qualità della luce confortevole creano una piacevole atmosfera di lavoro.

La sorgente luminosa è progettata per garantire una visibilità ottimale sulle superfici di lavoro, una luminosità complessiva bilanciata e un contrasto morbido. I pannelli acustici opzionali trasformano Voyd in un elemento multifunzionale di interior design.

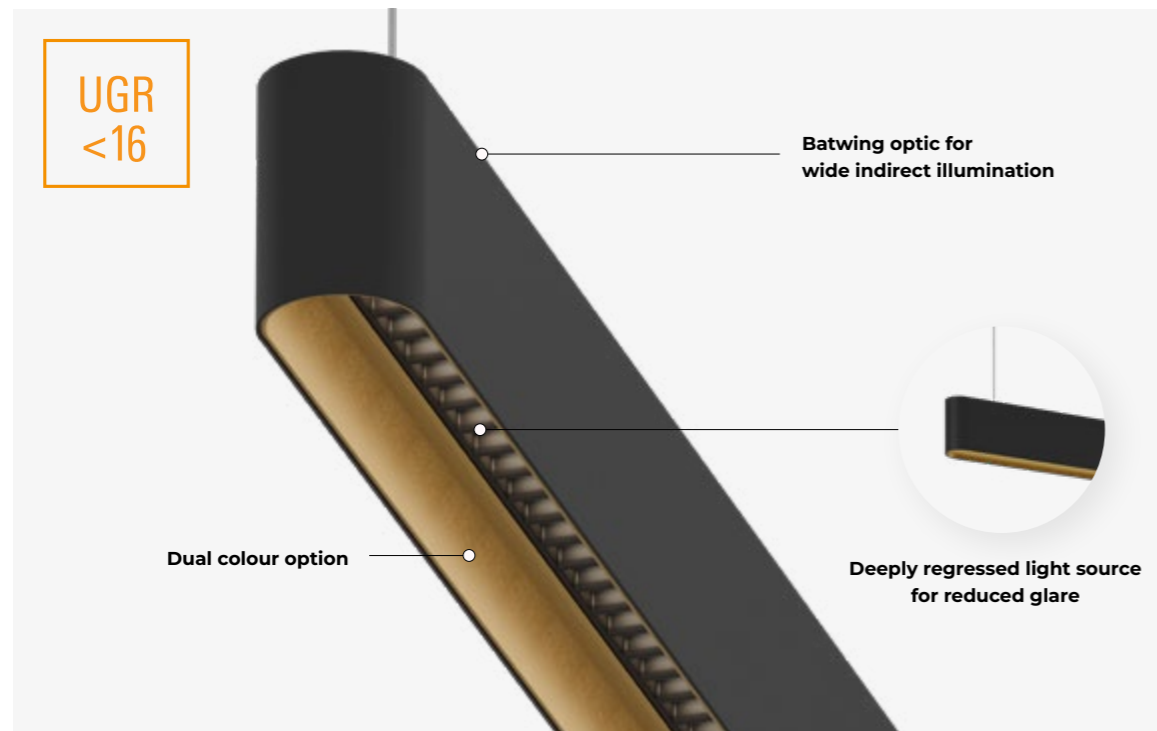
## Pour les bureaux avec du caractère

L'éclairage de bureau ne doit pas nécessairement être terne ou sans inspiration. Voyd allie précision technique et identité esthétique. Sa forme douce et organique et la qualité confortable de sa lumière créent une atmosphère de travail agréable.

La source lumineuse est conçue pour garantir une visibilité optimale sur les surfaces de travail, un éclairage global équilibré et un contraste doux. Des panneaux acoustiques optionnels transforment Voyd en un élément multifonctionnel de design intérieur.



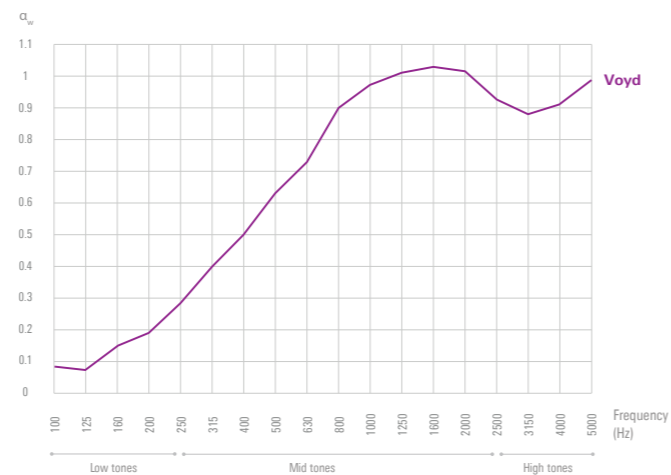




## Acoustic felt wrap


Enhance both the appearance of your product and the acoustics of your space with acoustic felt wraps – available in a range of elegant colors with vertical inlays. Made from up to 60% recycled, fire-resistant material and fully recyclable, they bring together design, performance, and sustainability.

**Fire Classification:** B – s2, d0 (EN13501-1:2018)




# Voyd

## Technical Overview



### SDI LGO

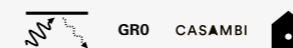
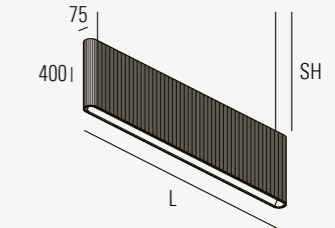
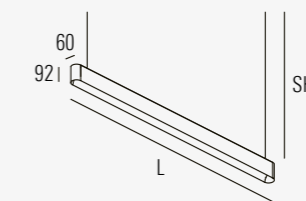
Suspended Direct / Indirect low glare linear



### SDI LGO ACOUSTIC

Suspended Direct / Indirect low glare linear with acoustic felt wrap

<b>Glare control (UGR rate)</b>	UGR<12	UGR<12
<b>Luminaire luminous flux</b>	Up to 4100 lm/m	Up to 4100 lm/m
<b>Light distribution</b>	Direct / Indirect	Direct / Indirect
<b>Optics</b>	Direct LGO / Indirect Batwing	Direct LGO / Indirect Batwing
<b>LED colour</b>	930, 935, 940	930, 935, 940
<b>Driver</b>	DALI-2, Casambi, TD	DALI-2, Casambi, TD
<b>Colour</b>	<input type="radio"/> WH <input type="radio"/> BK	<input type="radio"/> WH <input type="radio"/> BK
<b>Inner colour</b>	<input type="radio"/> BK <input type="radio"/> BGC <input type="radio"/> BOC	<input type="radio"/> BK <input type="radio"/> BGC <input type="radio"/> BOC
<b>Colour acoustic wrap</b>	-	<input type="radio"/> <input type="radio"/> <input type="radio"/> <input type="radio"/>
<b>Dimension</b>	L (mm): 1180 - 2300 SH (mm): 1500, 3000	L (mm): 1194 - 2314 SH (mm): 1500, 3000



**Light source:** High-flux PCB LED modules, mid-power SMD LED, CRI>90, MacAdam≤2, up to 100.000 h L90. **Optic:** Highly efficient acrylic optical lenses. Batwing optical diffuser for indirect light. **Body:** Extruded aluminium profile, powder coated. Acoustic felt wrap. **Ceiling cup:** For suspended versions, the ceiling cup and suspension set must be ordered separately. Find out more on the technical pages or online product configurator. **Control gear:** Integrated highly-efficient driver with fixed output (FO) or dimmable (DALI-2, Casambi, TD) - separate switching. **Power supply:** 230V 50Hz.

**Sorgente:** Moduli LED PCB ad alto flusso, LED SMD mid-power, CRI > 90, MacAdam ≤ 2, up to 100.000 h L90. **Ottica:** Lenti ottiche in acrilico ad alta efficienza. Diffusore ottico batwing per luce indiretta. **Corpo:** Profilo in alluminio estruso, verniciato a polvere. Rivestimento in feltro acustico. **Rosone:** Per le versioni a sospensione, il rosone e il kit di sospensione devono essere ordinati separatamente. Maggiori informazioni nelle pagine tecniche o nel configuratore online. **Alimentatore:** Driver integrato ad alta efficienza con uscita fissa (FO) o dimmerabile (DALI-2, Casambi, TD) – commutazione separata. **Alimentazione:** 230V 50Hz.

**Source de luminaire:** Modules LED PCB à haut flux, LED SMD mid-power, CRI > 90, MacAdam ≤ 2, up to 100.000 h L90. **Optique:** Lentilles optiques acryliques haute efficacité. Diffusure optique batwing pour lumière indirecte. **Corps:** Profilé en aluminium extrudé, peint par poudrage. Revêtement en feutre acoustique. **Rosace:** Pour les versions suspendues, la rosace et le kit de suspension doivent être commandés séparément. Plus d'informations dans les pages techniques ou via le configurateur en ligne. **Appareillage de commande:** Driver intégré haute efficacité avec sortie fixe (FO) ou dimmable (DALI-2, Casambi, TD) – commutation séparée. **Alimentation:** 230V 50Hz.



# Liy

Maximally minimal

## Pure light effect

Liy is perfect for elegant spaces where you just can't have an ordinary spot. Its main advantage is the appearance of pure light without any source glare. It is minimalistic. Imagine, the opening on the bottom of the funnel is only 8 mm wide. Then, it depends on the housing colour whether you want the whole luminaire to stand out or to completely blend in.

Liy can perform as a single spot, in a pair, or in a row of three, four or more. It can be fixed or flexible, allowing to change the beam angle and orientation, always having visual attention on the object.

## La purezza della luce

Liy è la soluzione perfetta per quegli spazi eleganti in cui non ci si può accontentare di un'illuminazione comune. Il suo vantaggio principale risiede nel suo aspetto di luce pura, senza alcun tipo di abbagliamento. La sua forza è nel minimalismo: l'apertura nella parte inferiore del corpo lampada ha un'ampiezza di soli 8 mm. A seconda dello stile dell'ambiente si può decidere se fare risaltare l'intera lampada o se fonderla completamente con l'ambiente.

Liy si presta come punto luce singolo oppure può essere utilizzata in coppia o anche in una fila di tre, quattro o più punti luce. Può rimanere in posizione fissa o mobile, permettendo di modificare l'angolo e l'orientamento del fascio, concentrando sempre l'attenzione sull'oggetto.

## Effet de lumière pure

Liy est parfait pour les espaces élégants où vous ne pouvez pas avoir un emplacement ordinaire. Son principal avantage est l'apparence de la lumière pure sans aucun éblouissement de la source. Il est minimaliste. Imaginez, l'ouverture au fond de l'entonnoir ne fait que 8 mm de large. Ensuite, c'est la couleur du boîtier qui détermine si vous souhaitez que l'ensemble du luminaire se distingue ou se fonde complètement dans la masse.

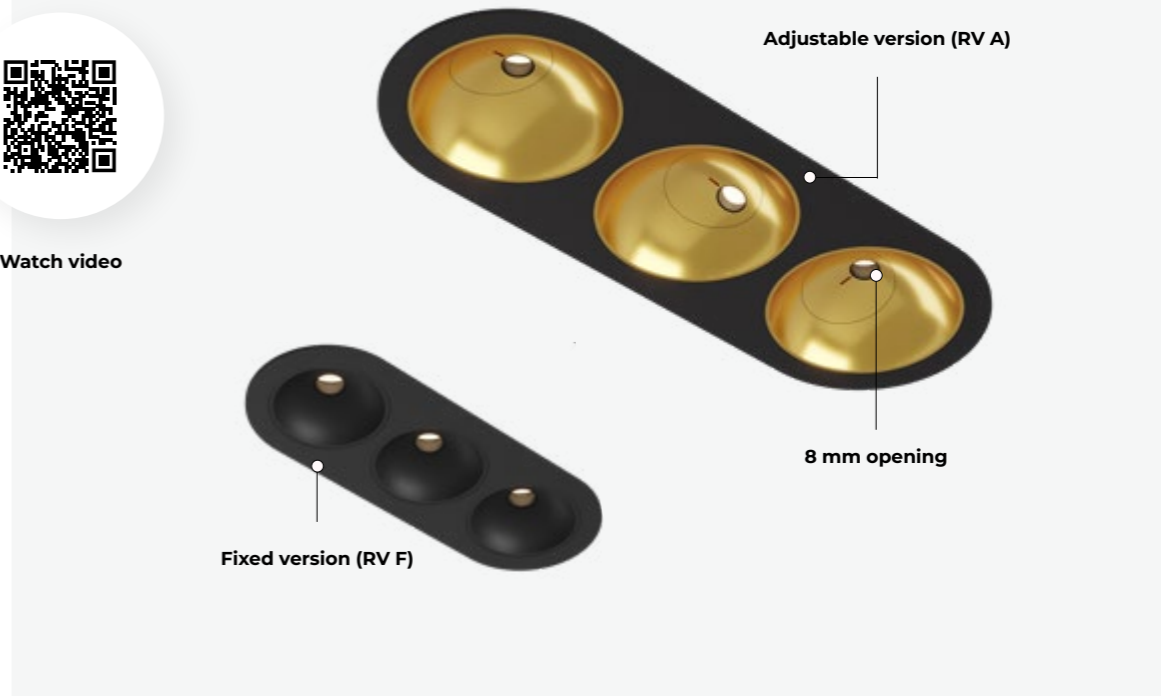
Liy peut fonctionner comme un seul point, en paire, ou en rangée de trois, quatre ou plus. Il peut être fixe ou flexible, ce qui permet de modifier l'angle et l'orientation du faisceau, en gardant toujours l'attention visuelle sur l'objet.



The product has a custom colour.



Watch video



MAIN FEATURES



**Double rotation and clean looks**

With a simple gesture you can change both, the direction and the inclination angle of the light. In a row of spotlights, you can set each spot individually. And then change it when needed.

**Trim-less installation**

For a precise and clean trim-less installation of two or three spots in a row, you can use the installation kit. In this case the "only light" effect is even greater.

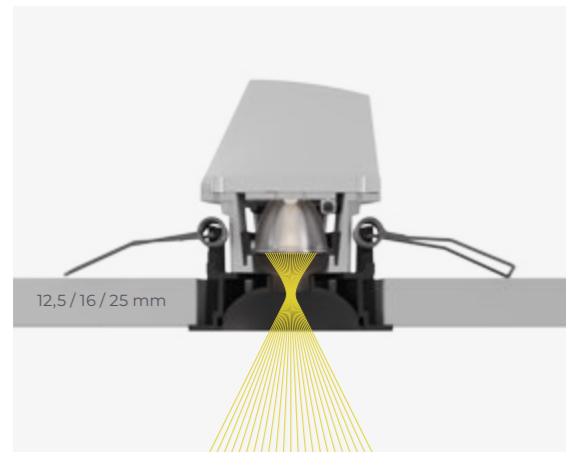


# Liy

## Technical Overview

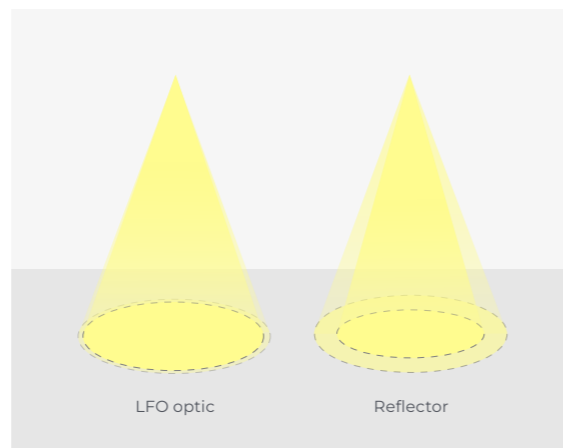


### OPTICS



### LFO - A guarantee of maximum visual comfort


Due to special design of Bartenbach LFO optic, all you can see is pure light. The light source is hidden deep inside the optics offering high visual comfort.




### Perfectly uniform beam

With the Bartenbach LFO optic the light circle is well-defined and homogeneous, with no double ring. At the limits the light intensity is still high.

**RI**  
Recessed trim-less



**RV**  
Recessed visible trim

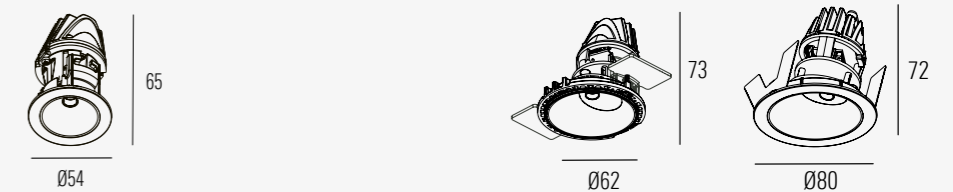


**F**  
Fixed

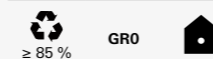
**A**  
Adjustable

<b>Beam angle</b>	LFO 33°, 50°	LFO 33°, 50°
<b>Orientation</b>	-	25° / 360°
<b>Luminaire luminous flux*</b>	Up to 190 lm / spot	Up to 190 lm / spot
<b>LED colour</b>	927, 930, 935, 940	927, 930, 935, 940
<b>Driver</b>	Casambi, DALI-2, FO	Casambi, DALI-2, FO
<b>Driver position</b>	Remote	Remote
<b>IP protection**</b>	IP44	IP44
<b>Funnel colour</b>	BK GC BC OC	WH BK GC BC OC
<b>Frame colour</b>	WH BK	WH BK

**Dimensions**




\* The data refer to one spot. Multiply the number with the number of spots. \*\* IP value from the exposed side



**Light source:** High-power LED, CRI>90, MacAdam≤2,5, 50.000h L80 B10 at 35°C. **Optic:** Acrylic glare-free LFO lens. **Body:** Polycarbonate. Optional with metalized coating. **Control gear:** Constant current driver - order separately. **Power supply:** 500 - 800 mA.

**Sorgente:** High-power COB LED, CRI>90, MacAdam≤2,5, 50.000h L80 B10 at 35°C. **Ottica:** Lente acrilica anti-abbagliamento LFO. **Corpo:** Polycarbonato. Opzionale con rivestimento metallizzato. **Alimentatore:** Alimentatore a corrente costante - ordinare separatamente. **Alimentazione:** 500 - 800 mA.

**Source de luminaire:** LED haute puissance, IRC > 90, MacAdam≤2,5, 50.000h L80 B10 at 35°C. **Optique:** Lentille LFO acrylique sans éblouissement. **Corps:** Polycarbonate En option avec revêtement métallisé. **Alimentation:** Driver à courant constant - à commander séparément. **Alimentation:** 500 - 800 mA.



# Conic

An iconic spot

## No need to putty at all

When you want a spot on a higher level, choose Conic. It's distinguished by prestigious finishes, wide range of colours and clean looks.

Most of all, Conic stands out for its innovative, easy and clean installation in a finished plaster ceilings, with tools of standard sizes and no puttying.

## Non rimarrai di stucco

Se vuoi un faretto spot di livello superiore, c'è Conic. Ha finiture di pregio, una vasta gamma di colori e un aspetto semplice.

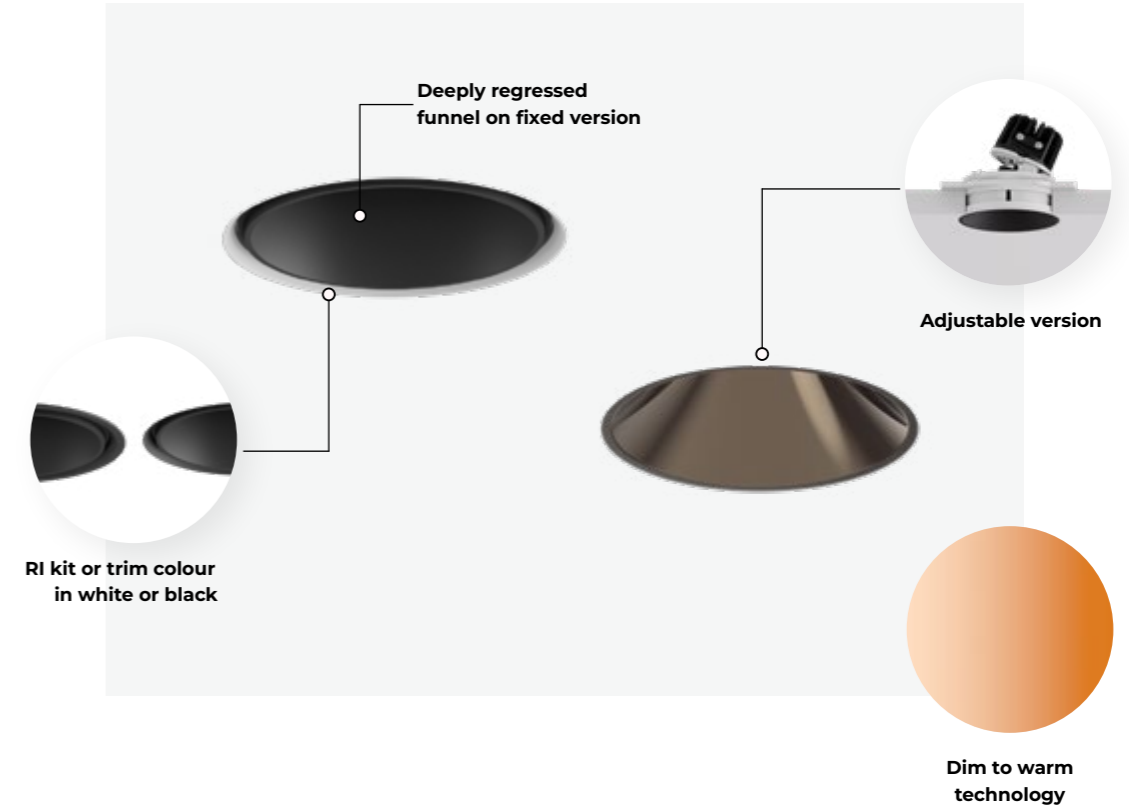
Ma soprattutto prevede una soluzione di installazione innovativa, semplice e pulita, per controsoffitti in gesso dando l'impressione di un faretto a scomparsa totale ma con l'utilizzo di strumenti standard senza dover stuccare.

## Pas besoin de mastic

Lorsque vous voulez un spot de haut niveau, choisissez Conic. Il se distingue par ses finitions prestigieuses, sa large gamme de couleurs et son aspect épuré.

Mais surtout, Conic se distingue par son installation innovante, facile et propre dans un plafond en plâtre fini, avec des outils de taille standard et sans masticage.





**MAIN FEATURES**




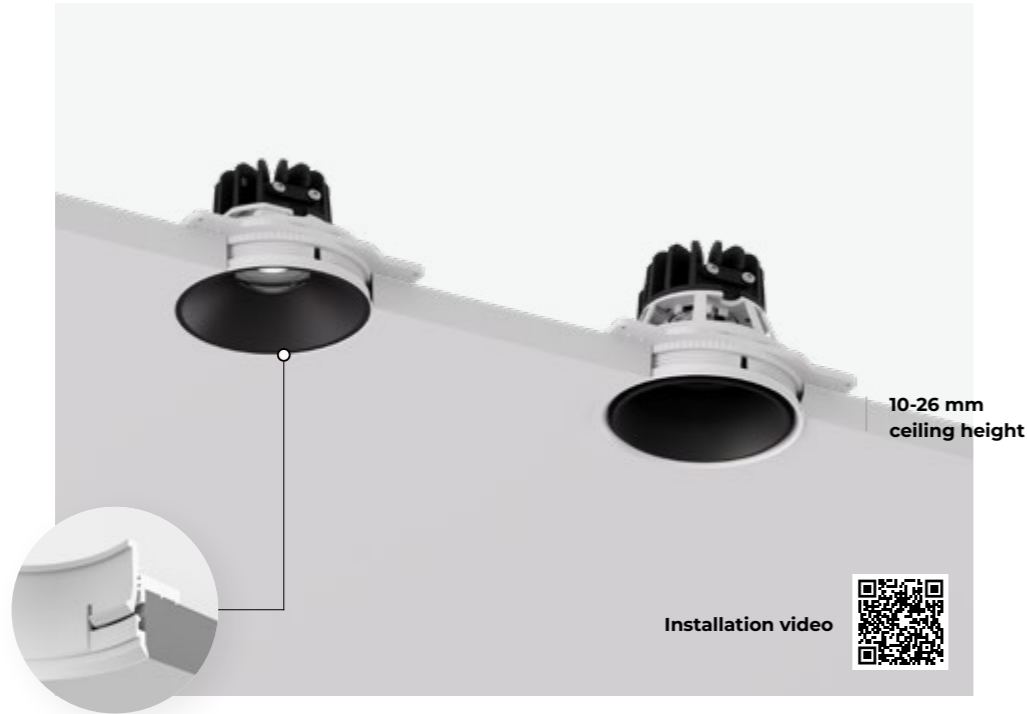
**Prestigious look with trendy colours**

The interior of the funnel can be gold, bronze or onyx coated which gives a luminaire prestigious look. Gold & bronze are on trend, but at the same time timeless chic finishes, perfect to match all kinds of interiors.

**IP44**

It's the perfect solution for high moisture environments like bathrooms. It offers pleasant and functional light as well as IP44 protection.





RI kit for installation without puttying

### REVOLUTIONARY TRIM-LESS INSTALLATION



Make a hole with a standard 80 mm hole saw



Paint the ceiling, no puttying needed



Twist and level the RI kit with the ceiling



Click in the spot and the funnel

# Conic

## Technical Overview



ADJUSTABLE (A)

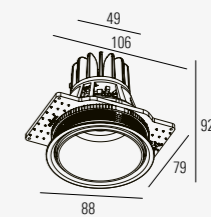
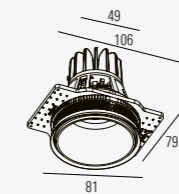
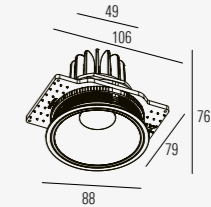
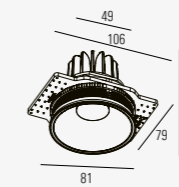


FIXED (F)




	RI Recessed trim-less	RV Recessed visible trim
<b>Beam angle</b>	20°, 30°, 55°	20°, 30°, 55°
<b>Orientation</b>	25° / 360° (A)	25° / 360° (A)
<b>Luminaire luminous flux</b>	Up to 630 lm	Up to 630 lm
<b>LED colour</b>	927, 930, 935, 940	927, 930, 935, 940
<b>Dynamic light</b>	Dim to warm (D2W)**	Dim to warm (D2W)**
<b>Driver</b>	Casambi, DALI-2, FO	Casambi, DALI-2, FO
<b>Driver position</b>	Remote	Remote
<b>IP protection*</b>	IP44	IP44
<b>RI kit / Frame colour</b>		
<b>Inner colour</b>		

Dimensions




\*IP value from the exposed side. \*\*Dim to warm is possible on 55° beam angle.



**Light source:** High-power COB LED, CRI>90, MacAdam≤2, 50.000h L90 B10 at 35°C. **Optic:** Highly efficient with uniform distribution, metalized polycarbonate with lacquer finish. **Body:** Polycarbonate. Optional with metalized coating. **Control gear:** Constant current driver - order separately. **Power supply:** 150 - 900 mA.

**Sorgente:** High-power COB LED, CRI>90, MacAdam≤2, 50.000h L90 B10 a 35°C. **Ottica:** Ottica ad alta efficienza con distribuzione uniforme, polycarbonato metallizzato tramite laccatura. **Corpo:** Polycarbonato. Opzionale con rivestimento metallizzato. **Alimentatore:** Alimentatore a corrente costante - ordinare separatamente. **Alimentazione:** 150 - 900 mA.

**Source de luminaire:** LED haute puissance, IRC > 90, MacAdam≤2, 50.000h L90 B10 à 35°C. **Optique:** Haute efficacité avec une distribution uniforme, polycarbonate métallisé avec finition laquée. **Corps:** Polycarbonate. En option avec revêtement métallisé. **Alimentation:** Driver à courant constant - à commander séparément. **Alimentation:** 150 - 900 mA.



# Rulo R

Rulo rules

## Retail's first choice

Rulo is everything a spotlight should be – no more, no less. Its simplicity is its strength, delivering maximum efficiency and top-tier performance at an excellent price performance ratio.

This makes it ideal for retail environments and other applications where economic efficiency matters. It also features a wide beam-angle selection and special lenses offering high visual comfort.

## La prima scelta del commercio al dettaglio

Rulo è tutto ciò che un faretto dovrebbe essere: niente di più, niente di meno. La semplicità è il suo punto di forza: garantisce la massima efficienza e prestazioni di alto livello a un eccellente rapporto qualità-prezzo.

Ciò lo rende ideale per gli ambienti di vendita al dettaglio e per altre applicazioni in cui l'efficienza economica è importante. Offre, inoltre, diverse opzioni di angolo di fascio e un'ampia scelta di lenti speciali che garantiscono un elevato comfort visivo.

## Le numéro un du commerce

Rulo est tout ce qu'un projecteur doit être, ni plus ni moins. Sa simplicité est sa force, offrant une efficacité maximale et des performances de premier ordre à un excellent rapport qualité-prix.

Cela en fait un choix idéal pour les environnements de vente au détail et autres applications où l'efficacité économique est primordiale. Il propose également une large sélection d'angles de faisceau ainsi que des lentilles spéciales assurant un grand confort visuel.





## Outstanding 92% efficiency

Rulo's high-performance lenses achieve an exceptional efficiency of up to 92%, delivering up to 185 lm/W and a total light output of up to 3200 lumens.

In environments where lighting operates almost continuously throughout the day, such efficiency translates into significant energy savings.

## Precision lenses. No glare. No halo.

Rulo's specially engineered lenses deliver precise, spill-free illumination, maximising lux per watt on the target surface.

At the same time, they offer high visual comfort: the light is soft, uniform, and free of the halo effect.



## Wallwashing


Illuminate vertical surfaces evenly to enhance the perception of space. The Wallwasher delivers a smooth, even layer of light across the wall, minimizing shadows and hiding surface imperfections.


Use the dedicated accessory with the 36° beam angle lens for best results.

## Oval light distribution

A freely rotatable oval lens directs the light precisely along the length of an area, minimizing wasted light outside the target zone.


Use the dedicated accessory with the 36° beam angle lens for best results.





### Flexible efficiency

An optimized cross-beam optical system maintains high efficiency and beam integrity, even at the maximum tilt angle of the spotlight.



Dark lenses

### Avoiding glare

No one likes glare. Rulo's dark lenses ensure effective glare control for a more comfortable visual experience. Honeycomb filter is available as well.



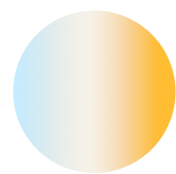
Wallwasher Honeycomb Oval

### Easily add or replace different optical accessories

The system of interchangeable lenses and accessories (honeycomb, wallwasher, oval) offers limitless flexibility, both now and in the future, making it a practical and sustainable solution.

#### Tunable white

#### Vivid COB



2700K - 6500K



Warm Crispy



Warm Vivid



Fresh Rose



Alaska



Clear White

# Rulo R

## Technical Overview



**RV F**  
Recessed visible trim, Fixed



**RV A**  
Recessed visible trim, Adjustable



**RI A**  
Recessed invisible trim, Adjustable



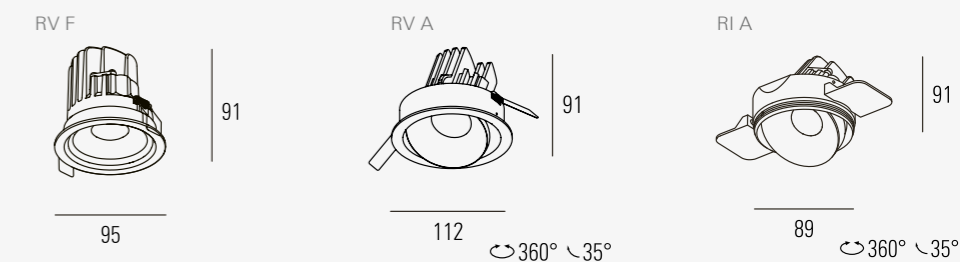
#### PERFORMANCE

High efficiency

#### DARK

Low glare

<b>Beam angle</b>	15°, 22°, 36°, 62°	15°, 22°, 36°, 62°
<b>Luminaire luminous flux</b>	Up to 3200 lm (840)	Up to 2600 lm (940)
<b>Light source efficacy (LEF)</b>	Up to 185 lm/W	Up to 185 lm/W
<b>Glare control (UGR class)</b>	UGR<22	UGR<16, UGR<19 (22°)
<b>LED colour</b>	830, 840, 927, 930, 935, 940	927, 930, 935, 940
<b>Special LED colour</b>	Alaska, Clear white, Fresh rose, Warm crispy, Warm vivid	-
<b>Dynamic colour</b>	Tunable white 2700 - 6500K (CRI>90)	Tunable white 2700 - 6500K (CRI>90)
<b>Driver</b>	Casambi, DALI-2, FO	Casambi, DALI-2, FO
<b>Driver position</b>	Remote	Remote
<b>IP protection</b>	IP44, IP54 (RV F)	IP44, IP54 (RV F)



Standard: WH DK



**Light source:** High-power COB LED, CRI > 80/90, MacAdam ≤ 2, 50.000h L90 B10 at 35°C. **Optic:** Highly efficient PMMA optical lenses. **Body:** Aluminium, powder coated. **Control gear:** Constant current driver - order separately. **Power supply:** 350 - 700mA.

**Sorgente:** Modulo high-power COB LED, CRI > 80/90, MacAdam ≤ 2, 50.000h L90 B10 a 35°C. **Ottica:** Lenti in PMMA ad alta efficienza. **Corpo:** Alluminio, verniciatura a polvere. **Alimentatore:** Alimentatore a corrente costante - ordinare separatamente. **Alimentazione:** 350 - 700mA.

**Source de luminaire:** Module COB LED haute puissance, IRC > 80/90, MacAdam ≤ 2, 50.000h, L90 B10. **Optique:** Lentilles optiques en PMMA haute efficacité. **Corps:** Revêtement aluminium à poudre. **Platine:** Driver à courant constant - à commander séparément. **Alimentation:** 350 - 700mA.



# Eye

Good looking all around

## Don't roll your eyes, roll your Eye

There are really a lot of spots out there, but Eye is not just »one more spot«. Come closer. All the details are carefully thought out. Its clean elegant look with the possibility of a 360-degree orientation makes it a perfect luminaire for hospitality, retail and private residences.

## Eye, un occhio sul tuo mondo

Esistono tantissimi faretti spot sul mercato, ma Eye non è come gli altri. Guarda bene. Vedrai che ogni dettaglio è stato studiato con attenzione. Il design pulito ed elegante, orientabile a 360 gradi ne fa una lampada ideale per strutture ricettive, negozi, abitazioni.

## Ne roulez pas vos yeux, roulez votre œil

Il y a vraiment beaucoup d'endroits dans le monde, mais Eye id n'est pas juste » un endroit de plus «. Approchez-vous. Tous les détails sont soigneusement pensés. Son look épuré et élégant, avec la possibilité d'une orientation à 360 degrés, en fait un luminaire parfait pour l'hôtellerie, le commerce et les résidences privées.







Watch video

### MAIN FEATURES



## Innovative swivel system

Eye is unique for the way it can be rotated in all directions, while the swivel mechanism remains invisible. Three types of optics allow a wide range of use.



## Nothing is left to chance

All the details of this product communicate elegance, precision and perfection. Even when seen from the backside. In the track version the driver (FO, DALI-2 or Casambi) is integrated in a track adapter.

Invisible swivel system

A wide choice of optics and beam angles


# Eye

## Technical Overview



	T Track	C Ceiling	C Ceiling with driver
<b>Beam angle</b>			
Reflector	34°, 45° (60), 30°, 65° (80)	34°, 45° (60), 30°, 65° (80)	34°, 45° (60), 30°, 65° (80)
Lens	10°, 22°, 26°, 46° (60), 24°, 34°, 53° (80)	22°, 26°, 46° (60), 24°, 34°, 53° (80)	22°, 26°, 46° (60), 24°, 34°, 53° (80)
Zoom lens	22° - 45° (60)	22° - 45° (60)	22° - 45° (60)
<b>Orientation</b>	65° / 350°	65° / 360°	65° / 350°
<b>Luminaire luminous flux</b>	Up to 1600 lm (60) Up to 3300 lm (80)	Up to 1600 lm* (60), Up to 3200 lm (80)	Up to 1600 lm* (60), Up to 3200 lm (80)
<b>LED colour</b>	830, 840, 927, 930 935, 940	830, 840, 927, 930 935, 940	830, 840, 927, 930 935, 940
<b>Special colour</b>	Clear white	Clear white	Clear white
<b>Dynamic light</b>	Tunable white 2700 - 6500K (TW)	Tunable white 2700 - 6500K (TW)	-
<b>Driver</b>	Casambi, DALI-2, FO	Casambi, DALI-2, FO	Casambi, DALI-2, FO
<b>Driver position</b>	Track adapter	Remote	Integrated
<b>Colour</b>	WHM BKM GDM BGC BOC	WHM BKM GDM BGC BOC	WHM BKM GDM BGC BOC

\* The data refer to one spot. Multiply the number with the number of spots.



**Light source:** High-power COB LED, CRI>80/90, MacAdam≤2, 50.000h L90 B10 at 35°C. **Optic:** Highly efficient with uniform distribution, metalized polycarbonate with lacquer finish / Highly efficient PMMA optical lenses / Acrylic high efficiency lens with adjustable beam angle. **Body:** Aluminium, powder coated. **Control gear:** Integrated highly-efficient driver with fixed output (FO) or dimmable (DALI-2, TD, Casambi). / Some versions require externally mounted driver - order separately. **Power supply:** 230V 50Hz / 350 - 700mA.

**Sorgente:** High-power COB LED, CRI>80/90, MacAdam≤2, 50.000h L90 B10 a 35°C. **Ottica:** Ottica ad alta efficienza con distribuzione uniforme, policarbonato metallizzato tramite laccatura (spot, medium, wide) / Lenti in PMMA ad alta efficienza / Lenti acriliche ad alta efficienza con fascio regolabile. **Corpo:** Alluminio, verniciatura a polvere. **Alimentatore:** Alimentatore integrato ad alta efficienza on-off (FO) o dimmerabile (DALI-2, TD, Casambi). / Alcune versioni richiedono il montaggio del driver esterno - ordinare separatamente. **Alimentazione:** 230V 50Hz / 350 - 700mA.

**Source de luminaire:** Module COB LED haute puissance, IRC> 80/90, MacAdam ≤ 2, 50.000h, L90 B10. **Optique:** Haute efficacité avec distribution uniforme, polycarbonate métallisé avec finition laquée (spot, medium, large) / Lentilles optiques en PMMA haute efficacité (spot, medium, elliptique) / Lentille acrylique à haute efficacité avec angle de faisceau réglable. **Corps:** Revêtement aluminium à poudre. **Alimentation:** Driver intégré haute efficacité avec sortie fixe (FO) ou gradable (DALI-2, TD) / Certaines versions nécessitent un ballast monté en externe - à commander séparément. **Alimentation:** 230V 50Hz / 350 - 700mA.



# Rulo T

Rulo rules

## Retail's first choice

Rulo is everything a spotlight should be – no more, no less. Its simplicity is its strength, delivering maximum efficiency and top-tier performance at an excellent price performance ratio.

This makes it ideal for retail environments and other applications where economic efficiency matters. It also features a wide beam-angle selection and special lenses offering high visual comfort.

## La prima scelta del commercio al dettaglio

Rulo è tutto ciò che un faretto dovrebbe essere: niente di più, niente di meno. La semplicità è il suo punto di forza: garantisce la massima efficienza e prestazioni di alto livello a un eccellente rapporto qualità-prezzo.

Ciò lo rende ideale per gli ambienti di vendita al dettaglio e per altre applicazioni in cui l'efficienza economica è importante. Offre, inoltre, diverse opzioni di angolo di fascio e un'ampia scelta di lenti speciali che garantiscono un elevato comfort visivo.

## Le numéro un du commerce

Rulo est tout ce qu'un projecteur doit être, ni plus ni moins. Sa simplicité est sa force, offrant une efficacité maximale et des performances de premier ordre à un excellent rapport qualité-prix.

Cela en fait un choix idéal pour les environnements de vente au détail et autres applications où l'efficacité économique est primordiale. Il propose également une large sélection d'angles de faisceau ainsi que des lentilles spéciales assurant un grand confort visuel.





## Outstanding 92% efficiency



Rulo's high-performance lenses achieve an exceptional efficiency of up to 92%, delivering up to 141 lm/W and a total light output of up to 3700 lumens.

In environments where lighting operates almost continuously throughout the day, such efficiency translates into significant energy savings.

## Precision lenses. No glare. No halo.

Rulo's specially engineered lenses deliver precise, spill-free illumination, maximising lux per watt on the target surface.

At the same time, they offer high visual comfort: the light is soft, uniform, and free of the halo effect.



## Wallwashing


Illuminate vertical surfaces evenly to enhance the perception of space. The Wallwasher delivers a smooth, even layer of light across the wall, minimizing shadows and hiding surface imperfections.

Use the dedicated accessory with the 36° beam angle lens for best results.

## Oval light distribution

A freely rotatable oval lens directs the light precisely along the length of an area, minimizing wasted light outside the target zone.


Use the dedicated accessory with the 36° beam angle lens for best results





### Small in size. Big in light

Rulo's compact design makes it unobtrusive, letting your products or displays take the spotlight. It can also be placed vertically, which is particularly useful in shop window displays.



Dark lenses

### Avoiding glare

No one likes glare. Rulo's dark lenses ensure effective glare control for a more comfortable visual experience. Honeycomb filter is available as well.



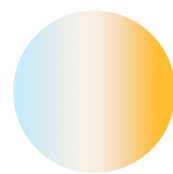
Wallwasher Honeycomb Oval

### Easily add or replace different optical accessories

The system of interchangeable lenses and accessories (honeycomb, wallwasher, oval) offers limitless flexibility, both now and in the future, making it a practical and sustainable solution.

#### Tunable white

#### Vivid COB



2700K - 6500K



Warm Crispy



Warm Vivid



Fresh Rose



Alaska



Clear White

# Rulo T

## Technical Overview

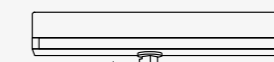


**PERFORMANCE**  
Track, High efficiency



**DARK**  
Track, Low glare

<b>Beam angle</b>	15°, 22°, 36°, 62°	15°, 22°, 36°, 62°
<b>Luminaire luminous flux</b>	Up to 3700 lm (840)	up to 2900 lm (940)
<b>Luminaire efficacy (LEF)</b>	up to 141 lm/W	up to 110 lm/W
<b>Light source efficacy (LEF)</b>	up to 185 lm/W	up to 185 lm/W
<b>Glare control (UGR class)</b>	UGR<22	UGR<16, UGR<19 (22°)
<b>LED colour</b>	830, 840, 927, 930, 935, 940	927, 930, 935, 940
<b>Special LED colour</b>	Alaska, Clear white, Fresh rose, Warm crispy, Warm vivid	On request
<b>Dynamic colour</b>	Tunable white 2700 - 6500K, CRI>90	Tunable white 2700 - 6500K, CRI>90
<b>Driver</b>	Casambi, DALI-2, FO	Casambi, DALI-2, FO
<b>Driver position</b>	Integrated in the track adapter	Integrated in the track adapter



#### Dimensions

56 | 80

↻ 355° ↻ 90°

Standard: WH BK



**Light source:** High-power COB LED, CRI > 80/90, MacAdam ≤ 2, 50.000h L90 B10 at 35°C. **Optic:** Highly efficient PMMA optical lenses. **Body:** Aluminium, powder coated. **Control gear:** Integrated highly-efficient driver with fixed output (FO) or dimmable (DALI-2, Casambi). **Power supply:** 230V 50Hz.

**Sorgente:** Modulo high-power COB LED, CRI > 80/90, MacAdam ≤ 2, 50.000h L90 B10 a 35°C. **Ottica:** Lenti in PMMA ad alta efficienza. **Corpo:** Alluminio, verniciatura a polvere. **Alimentatore:** Alimentatore ad alta efficienza on/off (FO) o dimmerabile (DALI-TD, Casambi) integrato. **Alimentazione:** 230V 50Hz.

**Source de luminaire:** Module COB LED haute puissance, IRC > 80/90, MacAdam ≤ 2, 50.000h, L90 B10. **Optique:** Lentilles optiques en PMMA haute efficacité. **Corps:** Revêtement aluminium à poudre. **Platine:** Driver intégré haute efficacité avec sortie fixe (FO) ou gradable (DALI-TD). **Alimentation:** 230V 50Hz.



# KamAI

Living light

**It doesn't just shine. It understands.**

Inspired by the chameleon's instinctive ability to adapt, KamAI uses cutting-edge AI to dynamically adjust colour temperature and tone based on the object it illuminates. Whether you're highlighting art, fashion, or design, KamAI ensures the light is always just right—bringing out the truest colours, finest textures, and purest form. KamAI isn't static. It's living light, tuned to every moment.

**Non si limita a brillare. Capisce.**

Ispirandosi all'innata capacità di adattamento del camaleonte, KamAI sfrutta l'intelligenza artificiale all'avanguardia per regolare dinamicamente la temperatura e la tonalità del colore in base all'oggetto che illumina. Che si tratti di mettere in risalto l'arte, la moda o il design, KamAI garantisce che la luce sia sempre perfetta, esaltando i colori più autentici, le texture più raffinate e le forme più pure. KamAI non è statica. È luce viva, sintonizzata su ogni momento.

**Plus qu'une lumière. Une intelligence.**

Inspirée par la capacité instinctive du caméléon à s'adapter, KamAI utilise une IA de pointe pour ajuster dynamiquement la température et la tonalité des couleurs en fonction de l'objet à éclairer. Que vous mettiez en valeur une œuvre d'art, la mode ou le design, KamAI garantit un éclairage toujours parfait — révélant les couleurs les plus fidèles, les textures les plus fines et les formes les plus pures. KamAI n'est pas statique. C'est une lumière vivante, à l'écoute de chaque instant.





Tanja Zorn Pop-up, Nova Gorica, Slovenia



Nerlise / Visualization: Nom Bureau



Gustav Klimt Exhibition / Visualization: Nom Bureau

## Excellent product display with AI auto mode

### With KamAI every garment is presented in perfect light

A summer collection requires different lighting than a winter one. Light neutral tones need a different approach than vibrant colours and patterns, and black garments differ from white. Every other spot doesn't care about it, KamAI does. It automatically adjusts.

## Tune the light by taking a photo

If you want a certain colour in a painting to stand out, highlight a specific detail, or let the entire piece glow in its shades, simply take a photo with the Intra Spectrum AI app and select the desired colour. KamAI will instantly adjust the light to your preference.

### Can you see the difference?

1. Neutral cold tones prevail
2. The tone of the orange flowers spreads a warm light across the entire painting

## Intra Spectrum AI app



### 4 different settings

**Auto Mode** – The spotlight automatically adjusts the lighting based on the prevalent colour detection.

**Take Photo** – and select the colour you want to point out, the spotlight will adjust.

**Master & Slave** – When all lights need to look the same, set one AI Spotlight as the master device, and the others will follow.

**Customization** – Select the tone of the light and enhance colours.



# KamAI

## Technical Overview

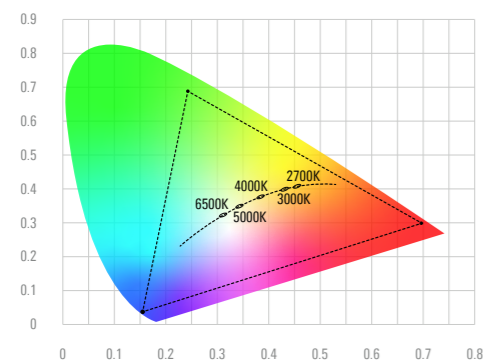
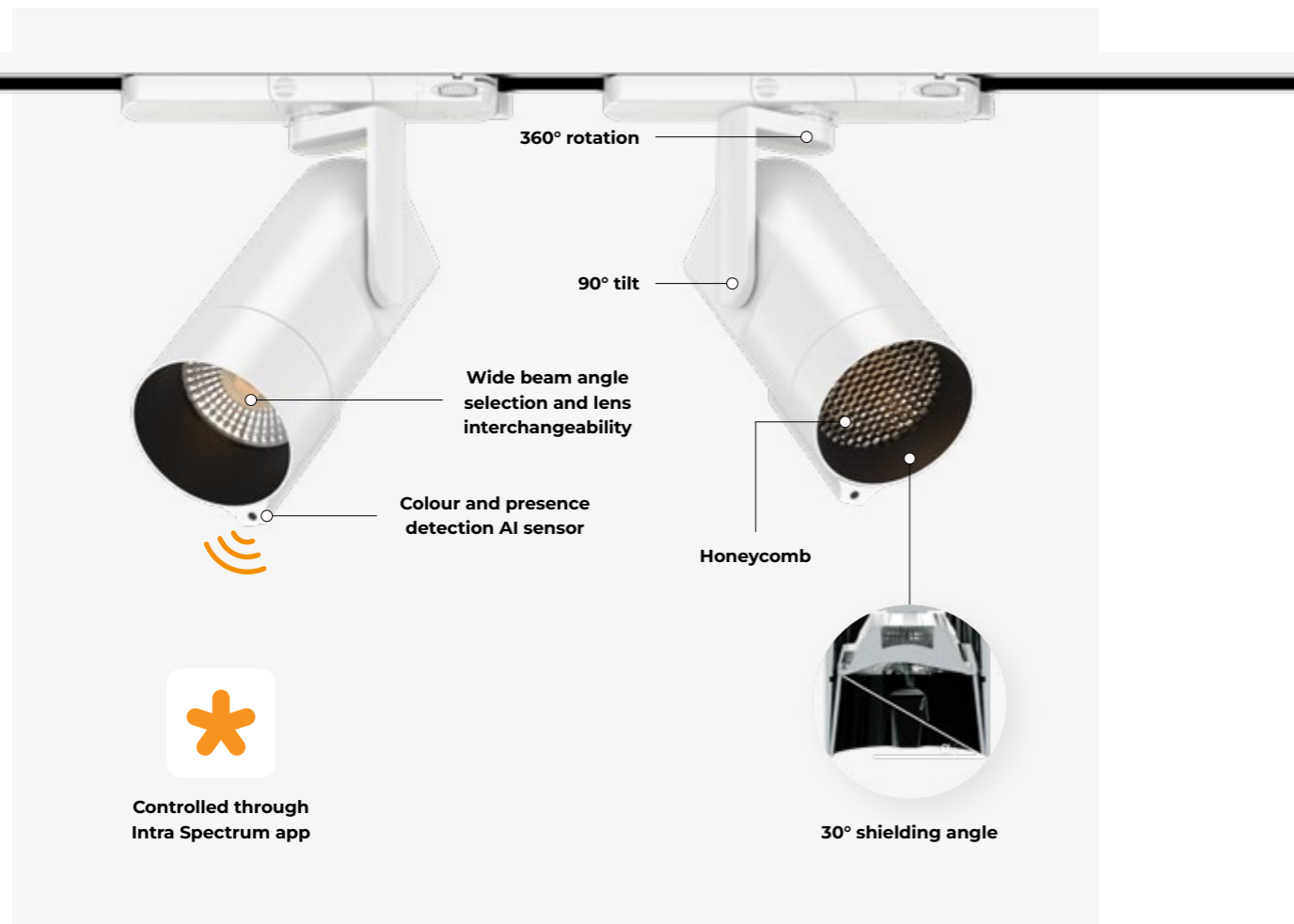
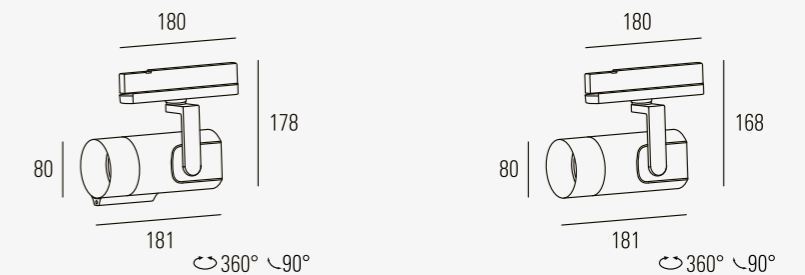


**KamAI S**  
with AI sensor (Master/Slave)

**KamAI**  
without sensor (Slave)

<b>Beam angle</b>	24°, 35°, 50°	24°, 35°, 50°
<b>Luminaire luminous flux</b>	Up to 2400 lm	Up to 2400 lm
<b>LED colour</b>	AI wide gamut RGBW	AI wide gamut RGBW
<b>Sensors</b>	Colour and presence detection AI sensor	Without sensor
<b>Driver</b>	AI driver	AI driver
<b>Driver position</b>	Track adapter	Track adapter
<b>Body colour</b>	WHM BKM	WHM BKM

### Dimensions



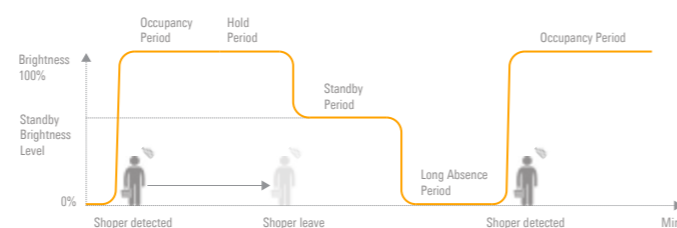
### AI wide gamut RGBW

AI Wide gamut RGBW can move anywhere inside the colour triangle, including pure RGB colours, while standard tunable white only slides along the black body curve between warm and cool tones.

This means AI Wide gamut RGBW offers more vibrant colours, while Tunable white is limited to shades of white.

### No wasted energy


Smart sensors ensure light is used only when needed – delivering brightness at peak hours and lower intensity the rest of the day, saving energy consumption, preserving the vibrancy of colours and extend the lifespan of the products. This ensures the original appearance and quality of items over time.



**Light source:** AI wide gamut RGBW COB LED, CRI 95, 50.000h L90 B10 at 25°C. **Optic:** Highly efficient PMMA optical lenses, uniform illumination. **Body:** Aluminium, powder coated. **Control gear:** Integrated AI spectrum adapting driver. **Sensor:** AI version include presence and colour detection sensor. **Power supply:** 230V 50Hz.

**Sorgente:** AI wide gamut RGBW COB LED, CRI 95, 50.000 h L90 B10 a 25°C. **Ottica:** Lenti ottiche in PMMA ad alta efficienza, illuminazione uniforme. **Corpo:** Alluminio, verniciato a polvere. **Alimentatore:** Driver integrato con adattamento spettrale AI. **Sensore:** La versione AI include sensore di presenza e rilevamento colore. **Alimentazione:** 230V 50Hz.

**Source de luminaire:** AI wide gamut RGBW COB LED, CRI 95, 50.000 h L90 B10 à 25°C. **Optique:** Lentilles optiques en PMMA haute efficacité, éclairage uniforme. **Corps:** Aluminium, peint par poudrage. **Alimentation:** Driver intégré avec adaptation spectrale par IA. **Capteur:** La version IA inclut capteur de présence et de détection de couleur. **Alimentation:** 230V 50Hz.



# Lona

Fits everywhere

## Round will never go out of style

Lona is a simple product, yet it can shape originality by creative use in space. As it comes in different sizes and mounting possibilities, there are so many ways to combine different luminaires.

Its ability to blend in or stand out makes it easy to match any interior. Especially in unlimited spaces, Lona will add a focal point without losing the feeling of spaciousness.

## Le curve che non passano mai di moda

Lona è un prodotto semplice in grado di offrire molta originalità ai tuoi progetti. Grazie alle differenti dimensioni e tipi di installazione, Lona permetterà infinite applicazioni.

La capacità di integrarsi e risaltare allo stesso tempo, permettono un facile abbinamento con qualsiasi tipo di arredamento. Negli ambienti grandi, Lona sarà protagonista senza far perdere la percezione dello spazio.

## Le rond ne passera jamais de mode

Lona est un produit simple, qui peut cependant instiller de l'originalité à un espace s'il est utilisé de façon créative. Avec leurs différentes tailles et possibilités de montage, les luminaires peuvent être combinés de mille et une manières.

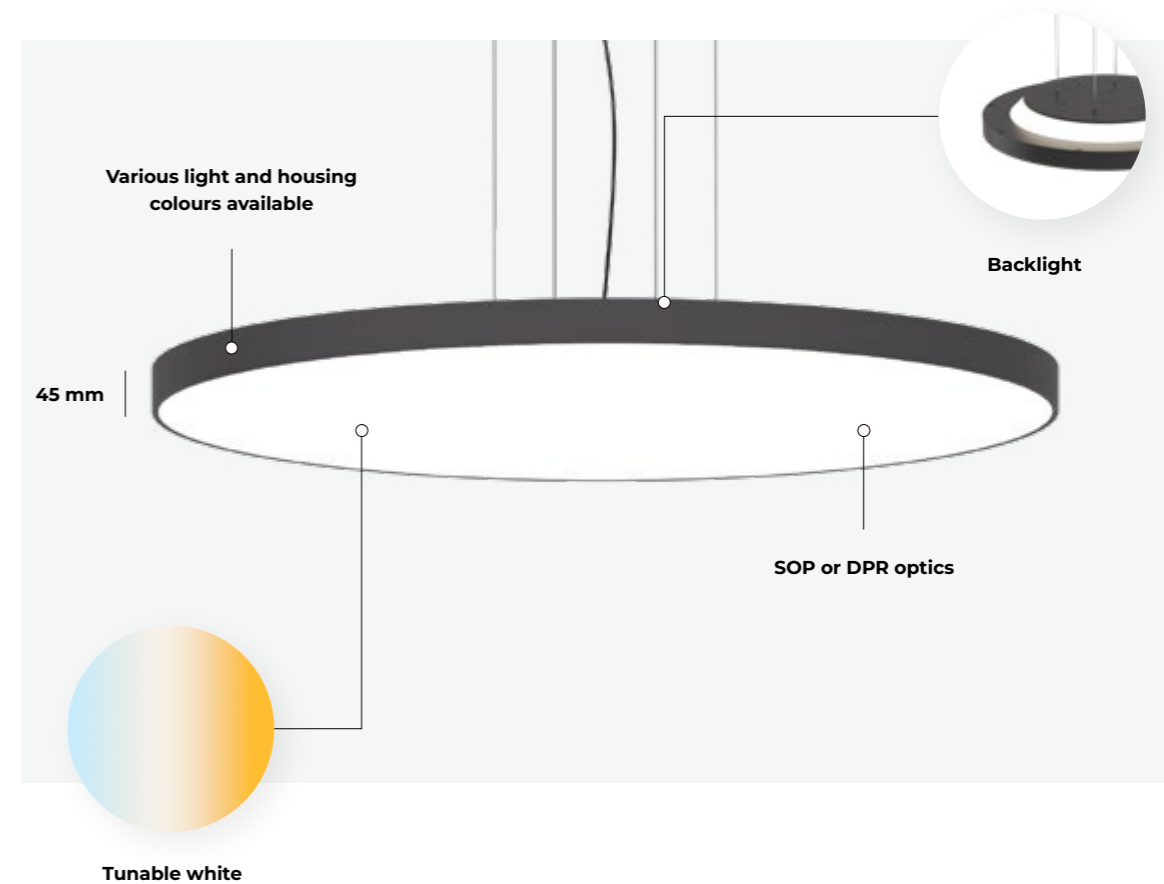
Grâce à son excellente capacité à s'intégrer et à se distinguer, Lona est un luminaire qui correspond facilement avec n'importe quel intérieur. Particulièrement dans les espaces illimités, Lona ajoutera un point de focalisation, sans faire perdre l'impression de grandeur.





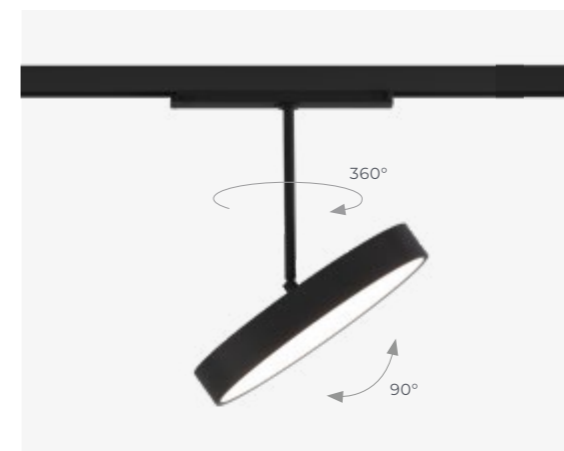


**MAIN FEATURES**



**With or without backlight**

The backlight gives an added value to a standard ceiling lamp. The illuminated ceiling brings a new dimension to the space and creates a pleasant feeling.



**Flexibility on track**

Lona can be combined with a 230V 3-phase track (300, 400 mm) or with other insets for the Lynar 48V track system (300 mm only). The gimbal bracket allows freedom of orientation on all axes, directing the light in the desired direction.


**Different sizes, same height**

It gets easy to mix and match Lonas together. With its timeless shape, the positioning in the room is entirely flexible. The new Lona is thinner and much more elegant.



**Easy to install**

With a locking mechanism, the installation of Lona is fast and straightforward. The electrical connection is possible without opening the luminaire. Wall (W) installation of ceiling versions 300, 400 is possible.



# Lona

## Technical Overview



### LONA RV

Recessed visible trim



Ø 310 mm, h 100 mm



Ø 408 mm, h 100 mm



Ø 638 mm, h 120 mm



Ø 950 mm, h 120 mm

### LONA C/S, C 65, CDI, SDI

Ceiling / Suspended, Ceiling with height 65 / Ceiling direct / indirect, suspended direct / indirect



h 45/83 mm



h 65 mm



h 45/83 mm



h 65 mm



h 45/83 mm



h 45/83 mm

### LONA S

Suspended



h 45 mm



h 45 mm

### LONA T\*

Track



h 45 mm



h 45 mm

Ø 300

Ø 400


Ø 600

Ø 900

	Ø 300	Ø 400	Ø 600	Ø 900
<b>Optics</b>	SOP, DPR	SOP, DPR	SOP, DPR	SOP, DPR
<b>Luminaire luminous flux (direct)</b>	Up to 2300 lm	Up to 3500 lm	Up to 5200 lm	Up to 10600 lm
<b>Luminaire luminous flux (indirect)</b>	580 lm	820 lm	1250 lm	1250 lm
<b>Light distribution</b>	Direct, Direct / Indirect	Direct, Direct / Indirect	Direct, Direct / Indirect	Direct, Direct / Indirect
<b>LED colour</b>	830, 840, 927, 930, 935, 940	830, 840, 927, 930, 935, 940	830, 840, 927, 930, 935, 940	830, 840, 927, 930, 935, 940
<b>Dynamic colour</b>	Tunable white 2700 - 6500K**	Tunable white 2700 - 6500K	Tunable white 2700 - 6500K	Tunable white 2700 - 6500K**
<b>Driver</b>	Casambi, DALI-2, FO	Casambi, DALI-2, FO	Casambi, DALI-2, FO	Casambi, DALI-2, FO
<b>Emergency kit</b>	EM 1h, EM 3h (C)	EM 1h, EM 3h	EM 1h, EM 3h	EM 1h, EM 3h
<b>IP protection</b>	IP43 / IP40 (S, SDI, W)	IP43 / IP40 (S, SDI, W)	IP43 / IP40 (S, SDI)	IP43 / IP40 (S, SDI)

Suspended version are suspended on 4 suspensions or Y suspension for sizes 300 - 600 mm. / RV version available in white and black. / Wall (W) installation of ceiling versions 300, 400 is possible. / \*Available also as Lynar inset. /

\*\*TW not available for C/S, CDI/SDI version.























**Light source:** High-flux PCB LED modules, mid-power SMD LED, CRI>80/90, MacAdam≤2, up to 100.000 h L90. **Optic:** Satin opal PMMA diffuser (SOP) / Soft-light prismatic PMMA diffuser (DPR). **Body:** Aluminium, powder or PVD coated. / Steel-sheet, powder coated. **Ceiling cup:** For suspended versions, the ceiling cup and suspension set must be ordered separately. Find out more on the technical pages or online product Configurator. **Control gear:** Integrated highly-efficient driver with fixed output (FO) or dimmable (DALI-2, TD, Casambi). Optional separate switching for direct / indirect versions. Option of on/off microwave sensor. **Emergency:** Emergency kit version with autonomy 1h or 3h. **Power supply:** 230V 50Hz.

**Sorgente:** Moduli PCB LED High-flux, SMD LED mid-power, CRI>80/90, MacAdam≤2, fino a 100.000 h L90. **Ottica:** Diffusore in PMMA opale satinato (SOP) / Diffusore in PMMA prismatico a luce morbida (DPR). **Corpo:** Alluminio, verniciato a polvere o PVD. / Lamiera d'acciaio, verniciatura a polvere. **Rosone:** Per le versioni a sospensione, il rosone e il kit di sospensione devono essere ordinati separatamente. Maggiori informazioni nelle pagine relative alle caratteristiche tecniche o sul configuratore del prodotto on line. **Alimentatore:** Alimentatore ad alta efficienza on/off (FO) o dimmerabile (DALI-2, TD, Casambi) integrato. Accensione separata opzionale per la versione luce diretta / indiretta. Sensore a micro-onde per driver FO a richiesta. **Emergenza:** Versione con kit di emergenza, autonomia 1h o 3h. **Alimentazione:** 230V 50Hz.

Standard: WHM BKM CGM Special colours:

**Source de luminaire:** Modules PCB LED haut flux, moyenne puissance SMD LED, IRC>80/90, MacAdam ≤2, jusqu'à 100.000 h L90. **Optique:** Diffuseur en PMMA opal satiné (SOP) / Diffuseur PMMA prismatico à lumière douce (DPR). **Corps:** Revêtement aluminium, poudre ou PVD. / Tôle d'acier, revêtement par poudre. **Alimentation:** Driver intégré haute efficacité avec sortie fixe (FO) ou gradable (DALI-2, TD) Commutation séparée optionnelle pour les versions directes / indirectes. Capteur à micro-onde pour le driver FO (marche/arrêt). **Bloc de sécurité:** Version kit d'urgence avec autonomie 1h ou 3h. **Alimentation:** 230V 50Hz.

# Symbol explanation

	Simple and fast construction with Intra Constructor PRO		Casambi module integrated for wireless light control with smart devices
	The product is 90% or more recyclable		AI light control through the Intra Spectrum AI app
	An integral part of the lamp is a sound absorber that improves acoustics		Intended for indoor use
	Tunable white: from cool white to warm white (2700 - 6500 K)		Intended for outdoor use
	Dim to warm: dimming down the intensity changes the CCT from 2900K down to 2200K		Resistant to different weather conditions
	AI Wide Gamut RGBW: Provides all colours inside the color triangle, including pure RGB		Intended for medical use (Hospital equipment)
	Vivid COB: For more brilliant & attractive display		Ballproof option in accordance with DIN 18032-3 and DIN EN 13964
	RGB dynamic colour illumination		CE Certificate
	Risk group 0: no risk whatever the observation time of the source		ENEC Certificate
	Risk group 1 (low risk): maximum exposure time of 10,000 s (3 h)		7-year Warranty

## Legal notes

We have carefully checked all technical data. Please consider that errors may occur. We also reserve the right to modify anything anytime in the interest of constant progress and technology improvements. Therefore, for the latest product information, please browse our website. We will carry out all orders following the relevant versions of our General Terms and Conditions, also available on the website.

## Imprint

**Design:** Intra lighting  
**Text:** Intra lighting, I&S Aladin  
**Product photos:** Andraž Jenkole, AV Studio, Dragan Arrigler, Ikon  
**Product Visualization:** Studio Spacer, Grafik Fanatik, Tronog  
**Print:** Florjančič tisk

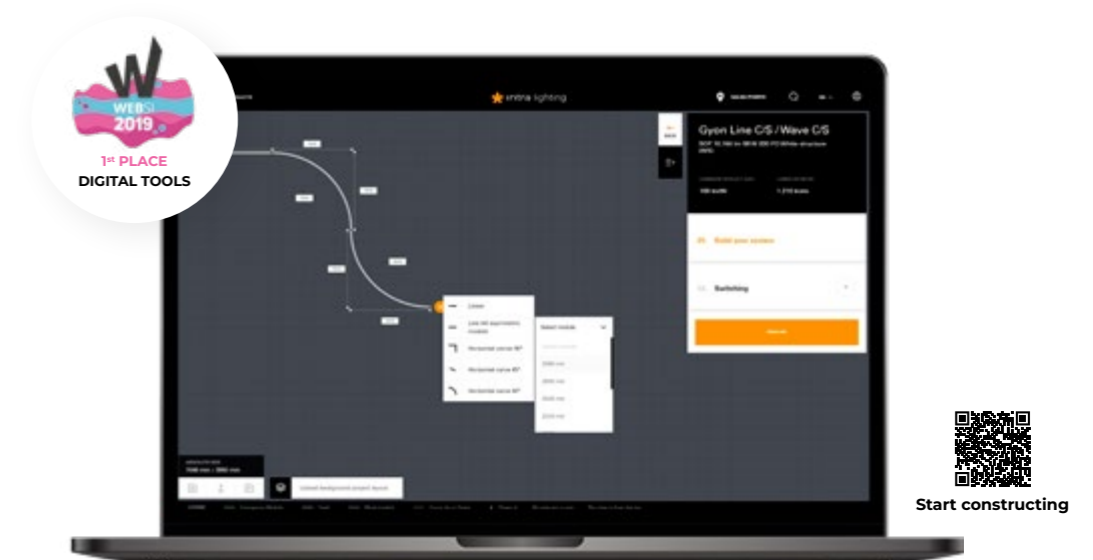
Made in Slovenia, September / 2025  
 Copyright © Intra lighting d.o.o.  
 All rights reserved

Product developed within EUREKA program, co-founded by MGRT, Spirit

Project name	Product group
LED DWL	Nitor, Narro, Pipes RV, Pipes RIO/RVO
OPTI-LED	Sequal, Demi HMP, Miva HMP, Gyon HMP (lens development)
Medis	Medis
Linear light system	Tracker




# Intra Constructors PRO



## Construct lighting systems with a speed of light

It's simple, precise and finalised in less than a minute. You can design basic or custom system shapes entirely on your own. The user-friendly tool offers a wide selection of product families and modules. Forgetting the product parts will be history.



## Technical documentation

You can download, print out or save all the technical documentation; that is much more than a list of codes and modules. You'll get only one code for the whole system, containing all the essential information together with the price (for registered partners only).



# We love light



Sunlight is our inspiration

## Light brings life

Spaces where everything feels right, have their reason behind. Every single day we search for new and better, future-proof and sustainable lighting solutions for living spaces, to create light that enhances well-being and makes people feel good.

**Come with us. Bring your ideas to life.**



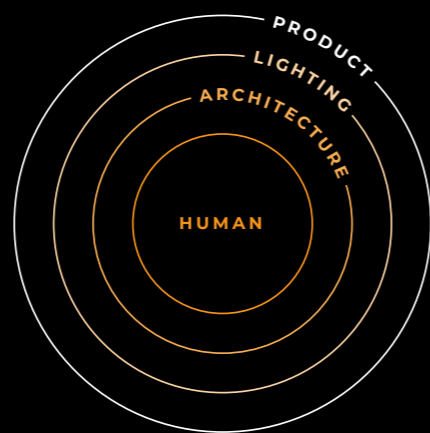
Headquarters in Slovenia



In 2019 more than 350 employees from nine countries came to Slovenia to celebrate the 30th anniversary.

## Human is always at the forefront

At Intra lighting, focus on the human, is not only an innovative approach, dictated by the market needs. Putting people to the forefront means appreciating employees, partners and clients at everyday work and intertwining of different interests. Considering their well-being and time.



## We are all Intra

All of us, every day, each in its area, contribute to growing together. We value diversity and encourage inclusion. Our employees differ across nationalities, ages, and gender.



We speak 13 languages.



Employee care is one of the highest priorities.



Corporate video



Marino, Marjeta, Nika and Anej Furlan. The company is family owned. The love for life is being passed from one generation to another.



Intra lighting family



Customer training is well accepted.

## The team behind the brand

Our highly qualified and experienced team and associated partners can follow different project typologies, support you through every phase of the project realization and help you with all the information you may need. We speak 13 languages and the universal one: passion.

35+ years      68+ countries      400+ employees

# Sustainability

**We care.  
For people and  
for the planet.**

**We have always been ahead of time.** We lived and acted sustainably before sustainability became synonymous with responsible behaviour towards the environment and people. Concern about what kind of world we will leave to our children has always been present in everything we do. We were not guided by regulations; we were guided by conscience and consciousness.

## KEY AREAS WE WILL FOCUS ON

### 01

#### PRODUCTS

### Circular and human-friendly products

- Products supporting people's well-being
- Responsible use of materials
- Material and data transparency
- Energy-efficient products
- Repairability, prolonging products life
- Design for disassembly
- High recyclability

### 02

#### SOLUTIONS

### Healthy living and improved well-being with light

- Human-centric lighting solutions
- Supporting health, positive feelings and motivation
- All-in-one acoustics solutions
- Smart use of artificial and natural light
- Connection with different LMS systems

### 03

#### COMPANY

### Sustainable and ethical company

- Becoming a net zero company
- High ethical standards
- Environmental-friendly production
- Responsible supplier choice
- A caring employer
- Care for local community

## Our initiatives

100%

green energy\*

2.000+

trees planted

1.000hl

rainwater harvesting for watering green areas



We contributed for the purchase of 2023 seedlings for Kras, we will donate 1500 hours of our work in a renovation action and will support the project long-term.



We have our own solar power plant and a heat pump. Renewable energy source for electricity: 100% by 2025.



We support culture, sports, health and social initiatives in our local community.



We breath new life in old degraded buildings. We reuse a lot of the construction materials from the demolition work.



We are surrounded by green areas. We planted 60 fruit and leaf trees of local varieties and more than 1000 plants.



FIND OUT MORE:  
[intra-lighting.com/Sustainability](https://intra-lighting.com/Sustainability)



# Made in Europe

PRODUCTION


## State of the art production

With a new production process, we have reduced energy consumption, raw materials, natural resources and waste. We introduced an automated vertical storage system, a modern powder coating system and an automated guided vehicle for flexible internal logistics.

7 year warranty    24 thousand m<sup>2</sup>    ISO certified productions



Modern solvent-free powder coating system with low water and energy consumption, pre-treatment tunnel with passivation (corrosion protection), and automated powder application with a recovery system.



Safe and comfortable working environment

## Quality in every detail

Our products are thoughtfully designed, manufactured and tested in order to ensure reliable operation throughout their life span, strongly limit the environmental impact and co-create pleasant living conditions. Quality is one of our highest priorities and a way of life.




Automated guided vehicle for flexible internal logistics



Automated vertical storage system



Turn-mill center with collaborative robot



Robotic Welding Systems



All the products are 100% tested in our own lab, one of the biggest in Europe.

# Expertise

## Explore our professional brochures.

Discover more about circular and human-friendly lighting and our commitment to sustainability.



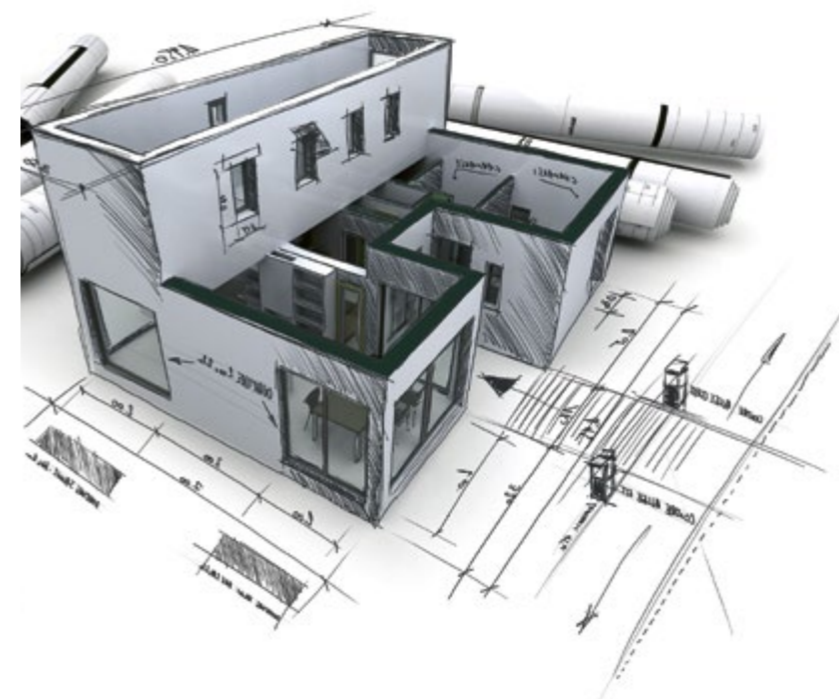
## For download visit our website

Learn how to enhance the guest experience and support staff well-being with thoughtful **hospitality lighting solutions**. Discover the latest trends in **office lighting** and the key factors influencing employee well-being.

Understand how **healthcare lighting** must balance the needs of both patients and medical staff.

## Architecture and design platforms

We are, where you are. Get inspired, create mood boards and explore our products and projects.



## Bim

**A game changer for the construction industry.**

BIM offers an intelligent 3D process to efficiently plan, design and construct throughout the building life cycle, to support and manage your projects easily. A wide range of our products is available in 3D BIM at BIM object library.

Our products are available in the following formats:





INTRA LIGHT MASTERY CENTER




**Lumarium is much more than a showroom.**

It is a space to explore and experience light in a simple, visually striking, and inspiring way. Here, visitors can discover light in all its dimensions.

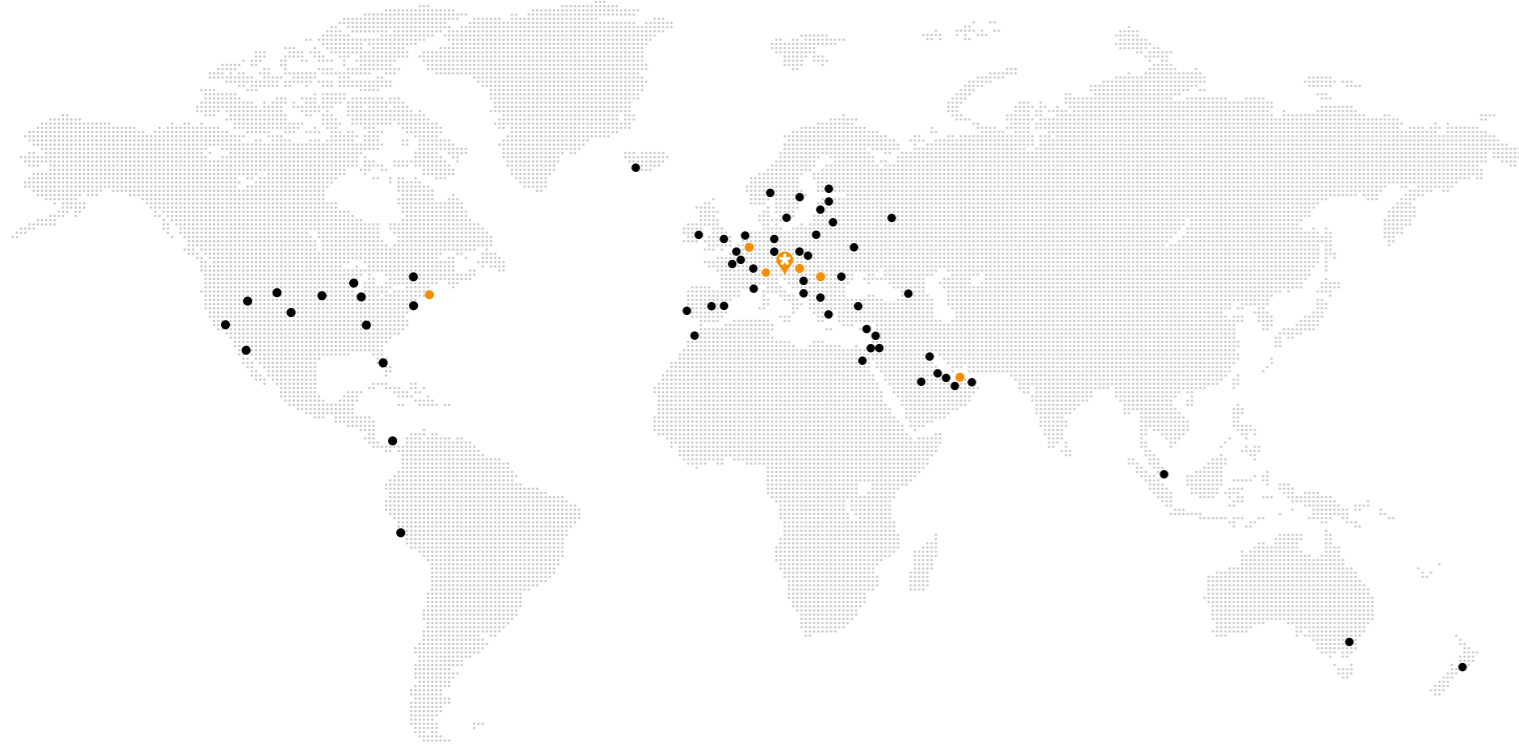
Located next to Intra lighting's headquarters and factory in Slovenia, Lumarium spans 900 m<sup>2</sup>. It combines a showroom with multiple demonstration micro-environments — including living spaces, offices, hotel and hospital rooms, a supermarket, and a clothing store — as well as a lecture room, The Sense Room, and the Forms of Light Room.



The Light Mastery Center is a place where customers, partners, employees, and the public can connect, exchange ideas, and explore the latest in lighting technology. Visitors can experience all forms of light, receive hands-on training with products and materials, and make use of dynamic spaces designed for flexible presentations.



# Passion for local worldwide



## Let's work together

### Headquarters

**Intra lighting d.o.o.**  
 Vrtojbenska cesta 50  
 5290 Šempeter pri Gorici,  
 Slovenija  
 T: +386 5 398 44 00  
 E: info@intra-lighting.com  
 www.intra-lighting.com

#### Follow us on



#### Find us on

### Offices

**Benelux  
 Intra lighting Benelux B.V.**  
 Gildenstraat 26  
 4143 HS Leerdam  
 T: +31 345 623 678  
 E: sales@intra-lighting.nl

**Bosna and Herzegovina  
 Intra lighting d.o.o.**  
 Hasana Brkića 30  
 71000 Sarajevo  
 T: +387 33 642 841  
 E: info@intra-lighting.com

**Croatia  
 Intra lighting d.o.o.**  
 Ulica grada Vukovara 269d  
 10000 Zagreb  
 T: +385 1 6389 141  
 E: info@intra-lighting.com

**Italy  
 Intra lighting S.r.l.**  
 Via Adelaide Bono Cairoli 30  
 20127 Milano  
 T: +39 02 9176 1234 / 42  
 E: info@intra-lighting.com

**North America  
 Intra lighting US, LLC**  
 2556 Metropolitan Drive  
 Treviso, PA 19053  
 T: 215-918-4199  
 E: info.us@intra-lighting.com

**Serbia  
 Intra lighting d.o.o. Beograd**  
 Omladinskih brigada 90B  
 Airport City  
 11070 Novi Beograd  
 T: +381 11 269 8 476  
 E: info@intra-lighting.com

**Slovenia  
 Intra lighting d.o.o.**  
 BTC, PTC Diamant  
 Letališka 5  
 1000 Ljubljana  
 T: +386 1 547 65 30  
 E: info@intra-lighting.com

**United Arab Emirates  
 Intra lighting Middle East**  
 Dubai Design District (D3)  
 Building 5, Office A201, Dubai  
 T: +971 4 572 3986  
 E: info@intra-lighting.com




Sales points


# Pick your colour




Select from colours to match your style.




### COATED



### BRUSHED



### STRUCTURAL



### MATTE



### GLOSS



